



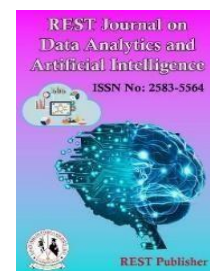
REST Journal on Data Analytics and Artificial Intelligence

Vol: 4(3), September 2025

REST Publisher; ISSN: 2583-5564

Website: <http://restpublisher.com/journals/jdaai/>

DOI: <https://doi.org/10.46632/jdaai/4/3/17>



Evolution and Impact of Data Warehousing in Modern Business and Decision Support Systems

*Sunitha S Nair, Vinod M S, Parvathy G S

Christ Nagar College, Thiruvananthapuram, Kerala, India.

*Corresponding Author Email: sunithasnair@cnc.ac.in

Abstract: Data warehousing has become an essential tool in modern organizations driven by increasing business complexity and technological advancements. Organizations collect vast amounts of data from multiple sources that require efficient storage and analysis solutions. This research paper examines the role of data warehousing in decision making, its integration with emerging technologies, and its growing impact on various industries. Research significance: This research is significant as it highlights the transformative role of data warehousing in decision-making across industries. By improving data quality, accessibility, and integration, data warehouses enhance business intelligence and operational efficiency. The study provides valuable insights into leveraging data warehousing technologies, addressing challenges, and fostering innovation in data-driven environments. Alternatives taken as Secure Data Pool Engine, Privacy-Aware Data Warehouse, Intelligent Resource Cloud for Privacy, Confidential Data Processing Hub and Adaptive Privacy Compute Engine. Evaluation Parameters taken as Wind resources, Construction and maintenance conditions, nautical environmental influence and Provincial financial subsidies. The results show that Intelligent Resource Cloud for Privacy received the highest ranking, whereas Secure Data Pool Engine received the lowest ranking. Intelligent Resource Cloud for Privacy has the highest value for Data Warehousing Resource according to the WSM approach.

Keywords: Data Warehousing, Decision Support Systems (DSS), Business Intelligence (BI), Online Analytical Processing (OLAP), Machine Learning (ML).

1. INTRODUCTION

[1] Data warehousing has evolved as a result of evolving business needs and technological advancements. The modern business landscape is increasingly global, competitive, complex, and unpredictable. Organizations are implementing customer relationship management and e-commerce strategies, which require comprehensive, integrated data storage and sophisticated analytics tools. Organizations now collect large amounts of data through various systems, such as barcode scanning and clickstream monitoring, or obtain data from external providers, such as Dun & Bradstreet and Hart Hanks. Advances in hardware, including symmetric multiprocessing, massive parallel processing, and parallel database technology, have enabled the efficient loading, management, and retrieval of databases reaching terabyte-scale capacities. [2] A data warehouse is a specialized type of database system designed to store aggregated information in a standardized format, obtained from various organizational databases and external sources. Although most data from these sources is structured, relational databases are commonly used for storage. Data warehouses play a vital role in many applications. In business, they improve the quality of decision-making, which leads to improved financial performance. In the construction industry, they provide managers with comprehensive internal and external insights to monitor and improve productivity. Within the industrial sector, data warehouses support the development and implementation of strategies related to development, planning, production, maintenance, and management of significant investments in equipment,

labor, and heavy machinery. [3] This study presents a conceptual framework for improving data quality in data warehousing environments. It examines key factors, including the current state of data quality, the quality standards required for effective decision-making, and the potential benefits of efforts aimed at improving data accuracy. Those responsible for maintaining data quality must recognize the importance of these factors and how they interact. This understanding is essential in data warehousing environments where many users have varying data quality requirements. [4] A subfield of information systems (IS) called decision support systems (DSS) is devoted to supporting and improving managerial decision-making. Personal Decision Support Systems (PDSS), Group Support Systems (GSS), Executive Information Systems (EIS), Online Analytical Processing (OLAP), Data Warehousing (DW), and Business Intelligence (BI) are only a few of the technologies that are included in DSS in contemporary professional practice. DSS has developed over the last thirty years from a novel idea that changed the function of IS in business to a commercial IT strategy that is extensively used by companies in a variety of sectors. [5] The goal of this presentation is to provide researchers and practitioners with a thorough grasp of the opportunities and difficulties involved in utilizing data warehousing technologies to assist in decision-making across all levels of management. Based on a generic systems theory of management, it starts with an outline of the information needs for decision support. Key data warehousing functions are determined and organized inside a layered data warehousing architecture based on this basis. We highlight important study areas as we examine how these functions are designed and implemented across several tiers. Four main themes—integration, implementation, intelligence, and innovation—frame our analysis. [6] Data warehousing is essential to data management and analysis because it unifies data from various sources inside a company. Data warehouses have been further improved by the addition of machine learning (ML), which spurs innovation and gives businesses a competitive edge. For optimization in cloud-based data warehousing, machine learning is essential. ML algorithms efficiently handle varying demand, lower latency, and enhance query performance. These developments have strengthened competitive advantages by opening up new avenues for innovation. [7] The advantages of data warehousing were not immediately apparent in many firms; rather, they developed over time. Usually, a particular corporate difficulty served as the catalyst for the effort. For instance, Whirlpool sought to lower costs, improve quality, and increase customer satisfaction; First American Corporation needed to combine consumer data from several different systems; and Owens & Minor needed thorough supply chain insights. When data warehousing initiatives are successful at first, they frequently grow over time to include more data, applications, and users. To emphasize data warehousing's constant progress and development, experts refer to it as "a journey, not a destination." [8] Maintaining resource-based enterprises and guaranteeing sustainable technological and financial investments depend on accurate and trustworthy forecasting models. Emphasize how versatile data warehousing and mining methods are for modeling domain-specific knowledge and mapping multidimensional data structures. The interpretation of business insights is improved by the integration and analysis of data within specialist knowledge areas, especially in dynamic contexts. Fine-grained data structure and denormalizing linkages across many resource business aspects are fundamental concepts in the application of data warehousing and mining technologies, which facilitate more efficient data analysis and decision-making. [9] Online analytical processing (OLAP) and data warehousing are essential components of decision support, a field that has drawn a lot of interest from database professionals. Major database management system suppliers now provide solutions in these areas, and a plethora of commercial products and services have evolved in response to the expanding need. The demands placed on database technology by decision support systems are distinct from those of conventional online transaction processing (OLTP) applications. An overview of OLAP and data warehousing technologies is given in this paper, with an emphasis on their developing needs and innovations. [10] In contemporary enterprise data warehouses, automated recurring routine analytic jobs account for a large amount of cluster resource consumption and are the main source of decision-support insights. Due to the rigorous timetables and constraints imposed by external business needs, these tasks frequently result in resource imbalances and excessive cluster over-provisioning. [11] Compared to typical information systems, a data warehouse offers more flexibility in data consumption and is designed with the user in mind. The framework for data administration, communication, processing, and presentation in a data warehouse setting is defined by the eight interrelated elements of data warehouse architecture (DWA), as described by Orr (1996). The information access layer serves as the main end-user interface among these elements. This layer includes the software and hardware that make it easier for users to interact with the data warehouse and guarantee smooth access and use. [12] The Web has grown to be the most extensive information source in the world, allowing for smooth application compatibility. The main reason for this success is XML-based technology, which offers a semi-structured data architecture for combining data and knowledge and makes information sharing between apps

easier. By enabling resource finding tools like search engines, information retrieval (IR) also plays a vital role on the Web. Relevance criteria that take into account both textual content and link architecture have greatly increased retrieval effectiveness. In order to enable applications such as Question and Answering Systems, information extraction techniques have been used more recently to locate and query factual material within documents. [13] As a result, during the planning process, academic planners—especially those at the departmental level—must carefully evaluate important indicators such course prerequisites, prior student performance, academic accomplishments, and future goals. With an emphasis on the distribution of courses among faculty members each semester, this study looks at the fundamental academic planning procedures in a few Nigerian higher education institutions. It suggests a model program that analyzes past instructor and student performance data using data mining techniques. When put into practice, this model will offer a framework for producing predicted insights from data mining, which will enhance the process of allocating courses to the most qualified faculty members. [14] Over the past ten years, data warehousing (DW) has emerged as one of the most significant decision support technologies. Nevertheless, despite its longevity, its uptake is still restricted, and its failure rates are rather high. This study offers a thorough research methodology based on organizational and IT adoption theories, taking into account DW as a noteworthy breakthrough in IT architecture. Seven important aspects—two technological and five organizational—are included in the model, which assesses the impact of different organizational and technology factors on DW adoption. The study used precise measurement scales to create a survey instrument in order to validate the model. [15] These characteristics create the fundamental structure for data lake housing, allowing for a variety of data warehousing features inside a lake house. The main goal of the Lake House architecture is to reduce complexity and expenses by doing away with the need for a two-tier system while managing a variety of analytical workloads. We shall examine the main technical elements that comprise data lake home architecture in the part that follows. [16] Data warehousing has not been thoroughly shown to be effective in real-world applications in previous studies. Nonetheless, the study's conclusions show that data warehousing can have a beneficial impact on judgment. The effect of individual Decision Support System (DSS) components on decision performance has received little attention. According to this study, adding a data warehouse into DSS can improve its quality by increasing information availability and accuracy, which will ultimately help DSS users make better decisions. [17] Prior research on data warehousing has not fully illustrated how beneficial it is in practical settings. Nonetheless, the study's findings indicate that data warehousing can greatly improve decision-making. The contribution of individual Decision Support System (DSS) components to decision performance has received little study. This study demonstrates how incorporating a data warehouse into a DSS can improve the accuracy and accessibility of information, which will ultimately increase users' decision-making effectiveness. [18] Data from healthcare organizations, including clinical, operational, and financial data from both internal and external sources, is essential to learning health systems. Healthcare organizations (HCOs) are thus finding that healthcare data warehousing is a critical competence. Clinical Data Warehouse (CDW) approaches are given even more attention in Academic Medical Centers (AMCs), where such data are also essential for facilitating research. Although HCOs have made great efforts to create CDWs, data warehousing is still not well covered in the biomedical literature.

2. MATERIALS AND METHOD

Alternatives:

Secure Data Pool Engine (SDPE): A data management system designed to securely aggregate, store, and process sensitive information, ensuring data integrity, access control, and security against unauthorized access or breaches.

Privacy-Aware Data Warehouse (PADW): A data storage and analytics system that incorporates privacy-preserving mechanisms, such as encryption and anonymization, to ensure that sensitive information is processed and shared securely while complying with privacy regulations.

Intelligent Resource Cloud for Privacy (IRCP): A cloud-based platform that uses artificial intelligence and advanced security protocols to manage, allocate, and process resources while prioritizing data privacy and security.

Confidential Data Processing Center (CDPH): A centralized system for securely handling and analyzing confidential or sensitive data, ensuring encryption, controlled access, and compliance with data protection laws.

Adaptive Privacy Computing Engine (APCE): A computing architecture designed to dynamically adjust privacy settings based on data sensitivity, user preferences, and regulatory requirements to enhance secure data processing and sharing.

Evaluation parameter:

Wind Resources: The availability and potential of wind energy in a given area often assessed for renewable energy production through wind turbines.

Construction and Maintenance Conditions: Factors that affect the feasibility, safety, and efficiency of building and maintaining infrastructure, including weather, terrain, and logistical challenges.

Marine Environmental Impact: The impact of marine conditions such as waves, currents, tides, and weather on marine structures and marine ecosystems.

Provincial Financial Grants: Financial assistance provided by the government at the provincial level intended to support businesses, industries, or individuals to promote economic growth, sustainability, or social welfare projects.

WSM Method: Written Survey Methods (WSM) has several disadvantages. Firstly, they often impose a significant response burden on participants, particularly in field studies. Additionally, there's a risk that important impact indicators might be overlooked in the survey questions. Furthermore, respondents may interpret identical items differently or provide varying explanations, which can complicate data analysis. Moreover, selecting appropriate terminology presents another challenge in implementing WSMs [17]. The Weighted Sum Method (WSM), although a specific approach within Multiple Criteria Decision Analysis (MCDA), can be adapted to various other MCDA methods. In this study, we apply the MCDA approach known as Sopol0 to evaluate and test its effectiveness. Ten criteria are utilized to assess seven different alternatives, which are ranked based on their performance in a water resource study drawn from existing literature [18]. Furthermore, the reliability of internet provision significantly influences the majority of online businesses, which in turn prompts researchers to explore and conduct studies in this field. Additionally, it leads to integration and development of various theoretical concepts and measurement techniques concerning the quality of internet service. This evolution in understanding quality of service on the internet encompasses multiple dimensions and is approached through two main methods [19]. In brief, when it comes to assessing the effectiveness of Urban Wetland Parks in environmental stabilization, a significant limitation arises in the development of a scientific evaluation model. Specifically, this research focuses on the Urban Wetland Park and its evaluation model. The UWP model follows a waterfall process method, structured into three distinct phases [20]. Recently, there has been a growing recognition of the significance of environmental concerns and social repercussions stemming from infrastructure development projects. Additionally, the economic advantages associated with such endeavors are being increasingly acknowledged. It is now widely understood that these aspects are at least as crucial as the approval of projects themselves. Society's advancement is intricately tied to the pursuit of a high quality of life, fostering reciprocal relationships, and addressing various emerging challenges such as those related to environmental sustainability and societal well-being. Ensuring access to clean water, for instance, is not only vital for human survival but also contributes significantly to economic prosperity. Therefore, the provision of essential infrastructure services plays a pivotal role in enhancing the overall well-being of communities, given the substantial scale and profound impacts on human lives that these infrastructure systems entail [21]. When compared to the current approach, the utilization of the K-stiffness method aims to decrease the loads on reinforcement. The feasibility of this approach and its cost implications, particularly regarding the expenses associated with reinforcement, will be evaluated. Normally, within the overall cost of the wall, the expenses related to Mechanically Stabilized Earth constitute a relatively minor portion. Nonetheless, certain concerns have been identified. In terms of the reinforcement load at End of Construction, projections derived from the K-stiffness method align reasonably well with established values. Moreover, when employing the AASHTO Simplified Method, the estimations tend to be significantly more conservative than necessary, indicating a higher level of accuracy with the K-stiffness method [22]. WSM, coupled with a rudimentary comprehension of shapeshifting, lacks clarity. Earlier studies have delved into its investigation, employing Call-to-Action (CTA) to transform web data format. These studies have mainly focused on detection rather than thorough analysis. Our observations indicate that WSM is consistently present in larger diameters, albeit not necessarily in the widest diameter of aneurysms. Predictions regarding WSM behavior in 2D-DSA (2-Dimensional Digital Subtraction Angiography) have been somewhat accurate. To enhance understanding, we've devised a computational code for assessment purposes [23]. The weighted sum method (WSM) is among the various methods employed in multi-criteria decision making. MCDM, a branch of Operations Research, focuses on evaluating criteria across multiple dimensions. Numerous studies have explored the application of the weighted sum method in various fields, including finance, energy, and query optimization such as reducing execution time. This method is particularly useful for accommodating diverse objectives. For instance, in the context of a mobile cloud database environment, the weighted sum method was utilized to derive an optimal query processing plan [24]. Alternatively, in situations where the risks are significant, it becomes crucial to accurately outline the problem and thoroughly assess the relevant criteria. This is particularly vital in decisions such as constructing a nuclear power plant, where considerations encompass not only whether to

proceed with construction and its location, but also the multitude of complex factors and their far-reaching implications involving various stakeholders. The Weighted Sum Method emerges as a favored approach for decision-making in such scenarios, recognized for its effectiveness and widespread adoption [25]. The thesis will focus on conducting deeper investigations into the relationship between WSM and HIM, as previous investigations have provided summaries but lack clear descriptions of this connection. Various analytical methods have been employed to analyze HIM if visible using WSM. However, further exploration is needed to fully understand this relationship [26]. Choosing the right components isn't determined by set evaluation criteria, as these criteria might clash with each other. This can lead to complications when selecting components. To address this issue, proposed decision-making techniques such as multi-criteria decision-making methods are employed [27]. Over the last forty years, the upstream operations of the oil and gas industries have focused on enhancing production, cutting costs, enhancing safety measures, improving operational efficiency, and ensuring environmental protection. Various established methodologies have been employed by industry leaders to achieve these goals. Decision-making in the upstream sector of oil and gas involves addressing multiple challenges, including complexities, uncertainties, and risks. Therefore, stakeholders, including practitioners and policymakers, play a crucial role in providing substantial input towards effective decision-making processes [28]. Acquiring knowledge in construction research involves understanding well-structured complex problems and articulating diverse regulations. This informed approach leads to enhanced outcomes, particularly relevant in functional sectors and pervasive sustainable development initiatives. Conceptualization is integral for researchers in construction to grasp as part of their knowledge base [29].

3. RESULTS AND DISCUSSION

TABLE 1

	Definition
(SDPE)	Secure Data Pool Engine
(PADW)	Privacy-Aware Data Warehouse
(IRCP)	Intelligent Resource Cloud for Privacy
(CDPH)	Confidential Data Processing Hub
(APCE)	Adaptive Privacy Compute Engine

TABLE 2. Data Warehousing Resource

	Wind resources	Construction and maintenance conditions	Nautical environmental influence	Provincial financial subsidies
(SDPE)	86.080	129.000	29.150	86.050
(PADW)	99.120	867.000	33.690	37.300
(IRCP)	34.080	963.000	29.180	10.100
(CDPH)	73.170	128.280	24.600	31.590
(APCE)	93.330	186.410	27.960	99.210

The table 2 presents data on various factors influencing data warehousing resources for different entities. The four key parameters examined are wind resources, construction and maintenance conditions, nautical environmental influence, and provincial financial subsidies. Wind Resources: The highest value is observed for PADW (99.120), while IRCP has the lowest (34.080). This suggests that PADW benefits from strong wind resources, whereas IRCP may have limitations in this regard. Construction and Maintenance Conditions: This category shows significant variation, with IRCP having the highest value (963.000), followed closely by PADW (867.000). In contrast, SDPE and CDPH have considerably lower values (129.000 and 128.280, respectively). This implies that some entities face higher construction and maintenance demands. Nautical Environmental Influence: The values range from 24.600 (CDPH) to 33.690 (PADW), indicating that PADW experiences the strongest influence from nautical environmental factors, which could impact operational stability. Provincial Financial Subsidies: APCE receives the highest subsidies (99.210), while IRCP receives the least (10.100). This indicates that different levels of government support are available, potentially influencing project feasibility.

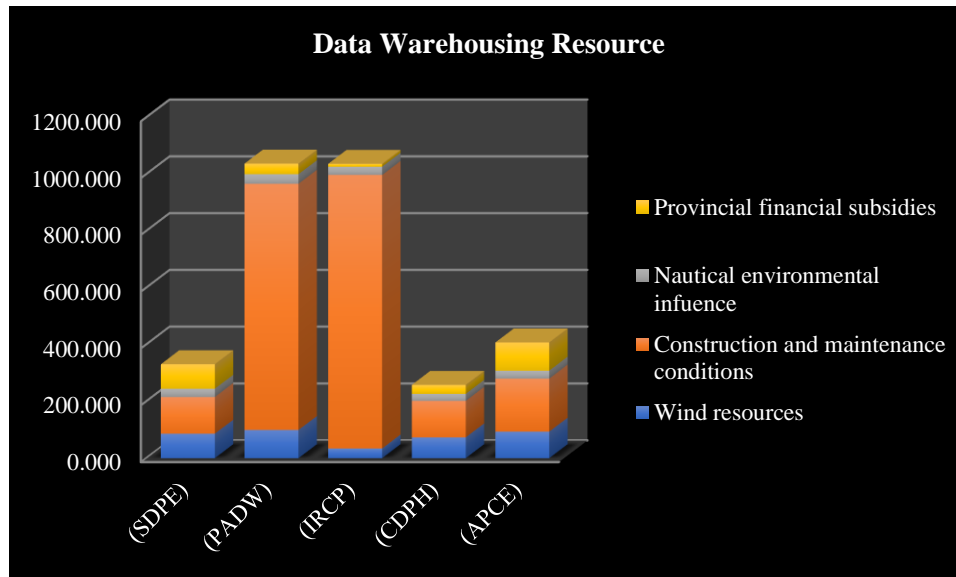


FIGURE 1. Data Warehousing Resource

The figure 1 illustrates the distribution of data warehousing resources based on four key factors: wind resources, construction and maintenance conditions, nautical environmental influence, and provincial financial subsidies across five entities (SDPE, PADW, IRCP, CDPH, and APCE). Wind Resources: The highest wind resource availability is observed in PADW (99.120) and APCE (93.330), suggesting favorable conditions for energy generation. In contrast, IRCP has the lowest wind resource value (34.080), indicating a potential challenge in harnessing wind energy effectively. Construction and Maintenance Conditions: There is a significant disparity in this category, with IRCP having the highest requirement (963.000), followed by PADW (867.000). In contrast, SDPE (129.000) and CDPH (128.280) have significantly lower values, suggesting they require fewer resources for construction and upkeep. Nautical Environmental Influence: The values remain relatively moderate across all entities, ranging from 24.600 (CDPH) to 33.690 (PADW). This factor may impact operations depending on exposure to marine conditions. Provincial Financial Subsidies: APCE receives the highest subsidies (99.210), followed closely by SDPE (86.050), while IRCP receives the lowest (10.100), indicating varying levels of government financial support.

TABLE 2. Normalized Data

	Normalized data			
(SDPE)	0.868442292	0.133956386	0.843910806	0.11737362
(PADW)	1	0.900311526	0.730186999	0.27077748
(IRCP)	0.343825666	1	0.84304318	1
(CDPH)	0.738196126	0.133208723	1	0.319721431
(APCE)	0.941585956	0.19357217	0.879828326	0.101804254

The normalized data in Table 2 presents standardized values for five different variables: SDPE, PADW, IRCP, CDPH, and APCE. Each row corresponds to a specific variable, and each column represents a different measurement dimension. Normalization ensures that all values fall within a comparable range, allowing for easier analysis and interpretation. PADW exhibits the highest normalized value of 1 in the first column, indicating a maximum relative magnitude in this dimension. IRCP, on the other hand, reaches a normalized value of 1 in the second and fourth columns, signifying its dominance in these aspects. Similarly, CDPH achieves a normalized value of 1 in the third column, implying its highest relative influence in that dimension. SDPE and APCE show relatively high values across multiple columns, with APCE maintaining strong values in three dimensions. Notably, SDPE and CDPH both have lower values in the second column, suggesting a weaker presence in this aspect.

TABLE 3. Weightages

	Weight			
(SDPE)	0.25	0.25	0.25	0.25
(PADW)	0.25	0.25	0.25	0.25
(IRCP)	0.25	0.25	0.25	0.25
(CDPH)	0.25	0.25	0.25	0.25
(APCE)	0.25	0.25	0.25	0.25

Table 3 presents the weightages assigned to five variables: SDPE, PADW, IRCP, CDPH, and APCE, across four different measurement dimensions. Each variable is given an equal weight of 0.25 in all columns, indicating a uniform distribution of importance across the dataset. The equal weightage suggests that no single variable is prioritized over others, ensuring a balanced evaluation. This approach is useful when all variables are considered equally significant in decision-making processes. It eliminates bias and ensures that each factor contributes equally to the overall analysis. By assigning a uniform weight of 0.25 to each variable in every dimension, the table implies a fair comparison where no dimension holds more influence than another. This method is commonly used in cases where sufficient prior knowledge does not indicate the need for differentiated importance among the variables. In practical applications, such weightage distribution can be beneficial when an objective, neutral assessment is required. However, in cases where certain factors hold more significance, a customized weighting approach may be preferable. This table provides a standardized foundation that can later be adjusted based on specific requirements or insights derived from data analysis.

TABLE 4. Weighted Normalized Decision Matrix

	Weighted normalized decision matrix			
(SDPE)	0.21711	0.03349	0.21098	0.02934
(PADW)	0.25000	0.22508	0.18255	0.06769
(IRCP)	0.08596	0.25000	0.21076	0.25000
(CDPH)	0.18455	0.03330	0.25000	0.07993
(APCE)	0.23540	0.04839	0.21996	0.02545

Table 4 presents the Weighted Normalized Decision Matrix, which incorporates both the normalized data and the assigned weightages from previous tables. Each value represents the weighted contribution of a specific variable across four dimensions, ensuring a balanced yet data-driven approach to decision-making. PADW maintains the highest value in the first column (0.25000), indicating its strongest contribution in this dimension. Similarly, IRCP achieves a maximum value of 0.25000 in both the second and fourth columns, highlighting its significant influence in these aspects. CDPH exhibits the highest weighted normalized value (0.25000) in the third column, showcasing its importance in that particular dimension. SDPE and APCE have relatively consistent contributions across multiple columns, with APCE demonstrating a notably lower value (0.02545) in the fourth column. Meanwhile, SDPE and CDPH both have lower values in the second column, suggesting a comparatively weaker impact in that aspect. The matrix serves as a refined decision-support tool, allowing for objective comparisons between variables based on both their normalized values and equal weightage distribution. By incorporating these weighted values, the table ensures that no single variable dominates the analysis while still preserving the relative significance of each metric in the decision-making process.

Table 5. Preference Score

	Preference Score
(SDPE)	0.49092
(PADW)	0.72532
(IRCP)	0.79672
(CDPH)	0.54778
(APCE)	0.52920

Table 5 presents the Preference Scores for the five variables: SDPE, PADW, IRCP, CDPH, and APCE. These scores represent the overall performance of each variable based on the weighted normalized decision matrix, providing a

final ranking for decision-making. A higher preference score indicates a stronger overall contribution across all dimensions. IRCP has the highest preference score (0.79672), signifying its dominance in the dataset and suggesting that it holds the most significant influence among the variables. PADW follows with a score of 0.72532, indicating a strong but slightly lower impact. CDPH, APCE, and SDPE have comparatively lower scores, with SDPE having the least (0.49092), making it the weakest performer in the analysis. These preference scores help in prioritizing the variables based on their effectiveness and overall influence. In a decision-making scenario, variables with higher scores would be considered more favorable or impactful. The differences in scores also highlight the relative importance of each variable, guiding potential adjustments in weightage or strategic focus.

Table 6. Rank

	Rank
(SDPE)	5
(PADW)	2
(IRCP)	1
(CDPH)	3
(APCE)	4

Table 6 presents the final ranking of the five variables SDPE, PADW, IRCP, CDPH, and APCE based on their preference scores from Table 5. The rankings provide a clear indication of the relative performance of each variable, with a lower numerical rank signifying a higher overall impact. IRCP secures the top position (Rank 1), meaning it has the highest preference score and is the most influential variable in the dataset. PADW follows closely in second place, confirming its strong contribution across the evaluated dimensions. CDPH and APCE rank third and fourth, respectively, showing moderate performance compared to the top-ranking variables. SDPE ranks last (Rank 5), indicating that it has the lowest overall impact in this analysis.

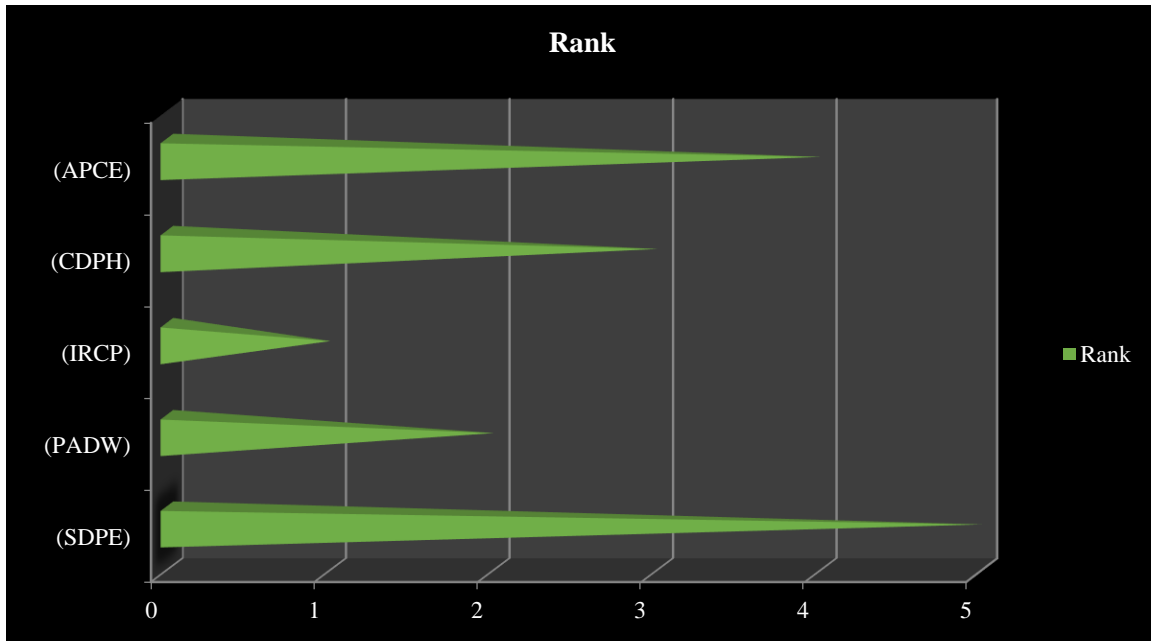


FIGURE 2. Rank

The ranking presented in Figure 2 highlights the relative positioning of five entities based on a specific criterion. The entity IRCP holds the highest rank, positioned at number 1, suggesting it outperforms the others in the evaluated aspect. Following IRCP, PADW is ranked 2nd, indicating strong performance but slightly lower than IRCP. CDPH secures the 3rd position, placing it in the middle of the ranking, possibly demonstrating moderate effectiveness or influence in comparison to the top two. APCE follows at 4th place, implying a lower standing in the evaluation but

still ahead of one entity. Finally, SDPE is ranked 5th, signifying it holds the lowest position among the five entities assessed. The ranking order suggests that IRCP leads in the evaluated criteria, while SDPE lags behind. This hierarchical arrangement may reflect performance, efficiency, effectiveness, or another underlying factor determining their positions. The middle ranks, occupied by PADW, CDPH, and APCE, indicate varying degrees of competitive standing. Understanding the reasons behind these placements would require further analysis of the evaluation criteria. However, this ranking provides a clear comparative insight into the standing of each entity within the assessed framework.

4. CONCLUSION

Data warehousing has emerged as a critical solution to the growing need for efficient data storage, integration, and analysis in today's fast-paced, data-driven business environment. As organizations generate large volumes of structured and unstructured data, data warehouses provide a centralized repository that improves data accessibility, quality, and decision-making. The increasing complexity and globalization of business operations have necessitated advanced data management techniques such as data warehousing to support informed decision-making across a variety of industries. The role of a data warehouse extends beyond simple data storage. It integrates data from multiple sources, enabling businesses to gain valuable insights through analytics, machine learning, and business intelligence tools. This integration fosters improved financial performance, operational efficiency, and strategic planning. In industries such as construction and manufacturing, data warehouses support productivity monitoring, resource allocation, and strategic investment planning. Similarly, in healthcare, educational institutions, and financial sectors, data warehousing facilitates accurate forecasting, resource optimization, and compliance with regulatory standards. Despite its importance, data warehousing adoption faces challenges including high implementation costs, data quality management, and evolving technology landscapes. However, innovations in cloud-based data warehousing, machine learning-based optimization, and privacy-aware data management frameworks are addressing these limitations. Technologies such as Secure Data Pool Engines (SDPE), Intelligent Resource Clouds for Privacy (IRCP), and Adaptive Privacy Compute Engines (APCE) are redefining the security, scalability, and performance of data warehousing systems. These advancements are critical in ensuring compliance with data protection regulations while maintaining data integrity and accessibility. Decision support systems (DSS), which include data warehousing, have significantly transformed management decision-making. By leveraging OLAP and business intelligence tools, DSS enhances data-driven decision-making, helping organizations identify trends, assess risks, and develop effective strategies. The continued evolution of DSS architectures underscores the importance of integrating high-quality data warehousing solutions to enhance decision support capabilities. As data warehousing continues to evolve, organizations must focus on adopting best practices to maximize its benefits. This includes investing in high-performance computing infrastructure, ensuring data governance, implementing machine learning algorithms for optimization, and fostering a data-driven culture. The journey of the data warehouse continues, with emerging trends such as data lakes and hybrid architectures further enhancing its capabilities.

REFERENCES

- [1]. Wixom, Barbara H., and Hugh J. Watson. "An empirical investigation of the factors affecting data warehousing success." *MIS quarterly* (2001): 17-41.
- [2]. Sokolov, Illia, and Ihor Turkin. "Resource efficient data warehouse optimization." In 2018 IEEE 9th international conference on dependable systems, services and technologies (DESSERT), pp. 491-495. IEEE, 2018.
- [3]. Ballou, Donald P., and Giri Kumar Tayi. "Enhancing data quality in data warehouse environments." *Communications of the ACM* 42, no. 1 (1999): 73-78.
- [4]. Hayen, Roger L., Cedric D. Rutashobya, and Daniel E. Vetter. "An investigation of the factors affecting data warehousing success." *Issues in Information Systems* 8, no. 2 (2007): 547-553.
- [5]. March, Salvatore T., and Alan R. Hevner. "Integrated decision support systems: A data warehousing perspective." *Decision support systems* 43, no. 3 (2007): 1031-1043.
- [6]. Ahmadi, Sina. "Optimizing data warehousing performance through machine learning algorithms in the cloud." *International Journal of Science and Research* 12, no. 12 (2023): 1859-1867.
- [7]. Watson, Hugh, Thilini Ariyachandra, and Robert J. Matyska Jr. "Data warehousing stages of growth." In *Making Supply Chain Management Work*, pp. 537-550. Auerbach Publications, 2001.

- [8]. Nimmagadda, Shastri L., and Heinz Dreher. "Data warehousing and mining technologies for adaptability in turbulent resources business environments." *International Journal of Business Intelligence and Data Mining* 6, no. 2 (2011): 113-153.
- [9]. Chaudhuri, Surajit, and Umeshwar Dayal. "An overview of data warehousing and OLAP technology." *ACM Sigmod record* 26, no. 1 (1997): 65-74.
- [10]. Wang, Zuozhi, Kai Zeng, Botong Huang, Wei Chen, Xiaozong Cui, Bo Wang, Ji Liu et al. "Grosbeak: A data warehouse supporting resource-aware incremental computing." In *Proceedings of the 2020 ACM SIGMOD International Conference on Management of Data*, pp. 2797-2800. 2020.
- [11]. Lei-da Chen, and Mark N. Frolick. "Web-Based Data Warehousing: Fundamentals, Challenges, and Solutions." *Inf. Syst. Manag.* 17, no. 2 (2000): 1-7.
- [12]. Martinez, Juan Manuel Perez, Rafael Berlanga, Maria Jose Aramburu, and Torben Bach Pedersen. "Integrating data warehouses with web data: A survey." *IEEE transactions on knowledge and data engineering* 20, no. 7 (2008): 940-955.
- [13]. Nwankwo, Wilson. "A data warehouse-based mining system for academic resource capacity planning." *International Journal of Engineering Research and Technology* 5, no. 8 (2016): 438-451.
- [14]. Ramamurthy, K. Ram, Arun Sen, and Atish P. Sinha. "An empirical investigation of the key determinants of data warehouse adoption." *Decision support systems* 44, no. 4 (2008): 817-841.
- [15]. Mazumdar, Dipankar, Jason Hughes, and J. B. Onofre. "The data lakehouse: Data warehousing and more." *arXiv preprint arXiv:2310.08697* (2023).
- [16]. Park, Yong-Tae. "An empirical investigation of the effects of data warehousing on decision performance." *Information & Management* 43, no. 1 (2006): 51-61.
- [17]. Park, Yong-Tae. "An empirical investigation of the effects of data warehousing on decision performance." *Information & Management* 43, no. 1 (2006): 51-61.
- [18]. Wang, Zhan, Catherine Craven, Mahanaz Syed, Melody Greer, Emel Seker, Shorab Syed, Meredith Nahm Zozus, Shorabuddin Syed, Meredith N. Zozus, and Catherine K. Craven. "Clinical Data Warehousing: A Scoping Review." *Journal of the Society for Clinical Data Management* 5, no. 2 (2024).
- [19]. Kim, Sang-Oh, Chang Heon Lee, and Bo Shelby. "Utilization of photographs for determining impact indicators for trail management." *Environmental Management* 32 (2003): 282-289.
- [20]. Ganji, Arman, Holger R. Maier, and Graeme C. Dandy. "A modified Sobol' sensitivity analysis method for decision-making in environmental problems." *Environmental Modelling & Software* 75 (2016): 15-27.
- [21]. Sisodia, Gaurisha, Kapil Sharma, and Shashikant Gupta. "Intuitionistic Fuzzy Weighted Sum and Product Method for Electronic Service Quality Selection Problem." *International Journal of Modern Education & Computer Science* 10, no. 9 (2018).
- [22]. Shafaghat, Arezou, Ooi Jin Ying, Ali Keyvanfar, Amir Jamshidnezhad, M. Salim Ferwati, Hamidah Ahmad, and M. Khorami. "A treatment wetland park assessment model for evaluating urban ecosystem stability using analytical hierarchy process (AHP)." *Journal of Environmental Treatment Techniques* 7, no. 1 (2019): 81-91.
- [23]. Koo, Dae-Hyun, and Samuel T. Ariaratnam. "Application of a sustainability model for assessing water main replacement options." *Journal of Construction Engineering and Management* 134, no. 8 (2008): 563-574.
- [24]. Allen, Tony M., and Richard J. Bathurst. "Performance of an 11 m high block-faced geogrid wall designed using the K-stiffness method." *Canadian Geotechnical Journal* 51, no. 1 (2014): 16-29.
- [25]. Janot, Kevin, Denis Herbreteau, Aymeric Amelot, Guillaume Charbonnier, Fakhreddine Boustia, Ana Paula Narata, Basile Kerleroux et al. "Quantitative evaluation of WEB shape modification: a five-year follow-up study." *Journal of Neuroradiology* 47, no. 3 (2020): 193-196.
- [26]. Hua, Ting Kien, and Noraini Abdullah. "Weighted sum-Dijkstra's algorithm in best path identification based on multiple criteria." *J. Comput. Sci. Comput. Math* 8, no. 3 (2018): 2-8.
- [27]. Alanazi, Hamdan O., Abdul Hanan Abdullah, and Moussa Larbani. "Dynamic weighted sum multi-criteria decision making: Mathematical Model." *International Journal of Mathematics and Statistics Invention* 1, no. 2 (2013): 16-18.
- [28]. Ye, Caiyong, Jiangtao Yang, Fei Xiong, and Zi-Qiang Zhu. "Relationship between homopolar inductor machine and wound-field synchronous machine." *IEEE Transactions on Industrial Electronics* 67, no. 2 (2019): 919-930.
- [29]. Kaur, Loveleen, and Dr Hardeep Singh. "Software Component Selection techniques-A review." *International Journal of Computer Science and Information Technologies* 5, no. 3 (2014): 2.
- [30]. Shafiee, Mahmood, Isaac Animah, Babakalli Alkali, and David Baglee. "Decision support methods and applications in the upstream oil and gas sector." *Journal of Petroleum Science and Engineering* 173 (2019): 1173-1186.
- [31]. Yazdani, Morteza, Pascale Zarate, Edmundas Kazimieras Zavadskas, and Zenonas Turskis. "A combined compromise solution (CoCoSo) method for multi-criteria decision-making problems." *Management decision* 57, no. 9 (2019): 2501-2519.