

# Product Design Concept Analysis Using Grey Relational Analysis

\*C. Kalpana, Jetho Chanchaldas Purswani, Khushbu Jetho Purswani, Deepak Inder Moolpani,

S. S. T. College of Arts and Commerce, Morya Nagri, Ulhasnagar, Maharashtra., India.

\*Corresponding author Email: [rkalpz@gmail.com](mailto:rkalpz@gmail.com).

**Abstract.** In this from analysis GRA method is the most ideal solution Short-distance and negative-best The solution with the longest distance from the solution Determines, but the comparison of these distances Does not consider importance. From the result it is seen that Design 2 is got the first rank where as is the Design 5 is having the lowest rank. The definition of product design is that of solving users' troubles or in a given marketplace Imagine, creates and recreates products that cope with particular desires Describes implementation. The key to a success product design is give up-consumer Understanding the client is the individual for whom the product is made. Of product layout Definition, solving users' issues or addressing particular wishes in a given marketplace Describes imagining, growing and re-enforcing making products. The key to a success product design knows the stop-person customer, for whom the product is the man or woman who's being created. The MOORA technique turned into first added by means of the Multi-cause optimization technique, which solves a number of complicated selection-making issues in the manufacturing surroundings Can be used efficiently. Multi-Objective Optimization System Ratio Analysis (MOORA) One of the MADM techniques is the sort of potential college students. Alternative: Design 1, Design 2, Design 3, Design 4, Design 5. Rating Option: Expected mechanical safety, wear size, operating and Maintenance cost, high load balance of a machine. Product design concept from the result it is seen that Design 2 and is got the first rank whereas is the Design 5 got is having the lowest rank.

## 1. Introduction

Scholars in exceptional fields layout the product, due to their distinctive research dreams Defined in another way. In cognitive technological know-how, human factors research and advertising Studies focus on the whole on client perceptions and benefits, with a need perspective Define product design using This Definitions cognizance on product residences that enhance usability and consumer satisfaction. For example, Urban & Hauser "The rank of the primary advantages that a product ought to provide, Psychological stabilization of those advantages towards competing merchandise and frame of product guarantees Defines as finished by way of functions. Conceptualization is its definition and production and the theoretical which means of product design primarily based on the specification of its dimensions Refers to. In this segment we will discuss the concept of product design and its functionality provides the premise. In this segment, to demonstrate the use of the proposed method, a Testing Tool Design idea evaluation of the case is being taken up for investigation. The motive of this phase is to hide the customer or Detect and create new PSS (s) that respond to suggested needs and choices Is to perceive the sources needed to provide the provider. Detected in the first level Customer wishes and options (through social networking, character version or brainwashing) will be used as input. The output of this section is the more expensive PSS concept. In the hierarchy of selection makers, the highest factors inside are distorted into dimensions and attribute-implementers. Every dimension in stages the definition of attribute-identities and their interactions is required. Comments in NPD are important for evaluation and Due to the essential role, many researchers they have advanced decision-making methods for this system. King and Sivaloganathan Application idea and evaluation for the class of the evaluation technique Hierarchical Process (AHP), graphical tools, ambiguous logic, and fashionable function sequencing five kinds have been proposed. Some researchers comment Selection methods are divided into two procedures, particularly numerical and non-numerical strategies. No. Non-techniques are less efficient and more accurate but as compared to the numerical technique Simple, powerful and easy method. Design segment participants first of all car Are known as to design, using a fixed of electrical components given, how the car Imagine what it seems like using digital reality and then the specific manufacturing quantity Simulate the planning to build this car in a manufacturing line to meet the requirements. Then, as required by means of material removal strategies along with drilling, grinding and turning manufacture the parts, and then they gather the components manually with a business robot.

## 2. Product design concept

To the volume that a layout is deformed into 'loosely connected' and 'tightly connected' additives basically product designs range. Loosen any amount of factors in a product design Are linked or tightly linked inside the layout of an element The change that takes place depends on the quantity to which the design of the opposite components compensates for the changes. In various fields Scholars have described product design in a different way due to their different studies desires. Primarily consumer in cognitive technological know-how, human factors studies and advertising Studies focusing on feelings and advantages, product the usage of call for perspective Define the layout. The proposed concept evaluation structure permits designers Design standards in concept reviews rather than the gain houses of fee and standards to do not forget the importance, for this reason growing an alternative manner of the idea choice process. May be useful to the industry in a few cases. The proposed structure Useful for a team of designers is assured in the values of sure design attributes, the rest There might be

uncertainty approximately attribute values, which can be about many properties within the early degrees of design This is a not unusual occurrence while records is not clear. Based on the proposed paintings, any concept for some essential layout attributes of designers is fairly acceptable and it can be without difficulty detected that the uncertain layout is the least elective for the attributes. Section 2 in the literature highlighted in and about PSS techniques and gear in the enterprise considering the realistic trouble (Indicated in Section 1), this segment is product-The service objectives to endorse the idea tree (PSCT). This method is the viable way Aims to suggest) capable of assembly the wishes of customers Identifying PSS answers, ii) Representing answers in a based method and finally iii) Managing the choice of the “quality” PSS to enforce. Also, industrial trainers try this Includes tips for clean use. A thing in a product design Performs a characteristic inside the device of interrelated additives, its joint function product Creates. Of inputs and outputs that combine elements in a single design Relationships between components are described via specs, and aspect interface the whole set of specs creates the product framework. Designs in more than one domain names knowledgeable layout methods to develop design thoughts for subsequent era merchandise are presented within the Engineering Design community. Meet purchaser desires in many domains Conceptual designs for new products with the aid of discovering layout insights Analogy in design supports designers. To the individuals of this teaching workshop Taught about the important stages in product design and manufacturing, in addition to manufacturing gained realistic experience in strategies. For students about new technology in an attempt to find out, Education 4.0 methods were used within the cutting-edge device. In each group an NFC card is equipped, which video display units the progress of the crew at some stage in the method Is used, at the same time as the group can acquire beneficial facts from sensors hooked up inside the machines they use.

### 3. Grey Relational Analysis

The first objective of this study is to market the Internet based on perspective empirical studies of offline and online quality factors in shopping malls. Second, theoretical of model quality factors by examining the relationship between path analysis and user-accepted behaviors basically technical acceptance will be used. It has offline features and TAMs connections between each configuration and The Internet shopping mall focuses on adopting an integrated approach to accepting offline and considering online features. One of the key factors to consider when shopping at Internet shopping malls is that it is relatively better than buying offline. Purchasing goods at low prices is their expected bargain sale and satisfaction at special events. Transactional flexibility is online Overall offered by portals Comes through portals Increases customer confidence in online customer retail Sales deliberately make their transactions without looking at sellers, in doing so e-commerce consumers have their own Transactional flexibility is very important in creation. There are several alternative ways to identify attributes related to options. Preliminary data collection effort is generally appropriate, to identify characteristics that need to be considered Helps, which calls into question properties that are considered important to consumers. Focus panel Interviews or product managers, retailers and product / service and its Judgments of others who know about the applications can be used for this purpose. Information retrieval Developed for the field can be used well to extract key-oriented features from the production description of tools and methods. Generally, articles or links to a product description in phrases and phrases Part Four, for evaluation a research model is proposed, and in part five, occupies the vague first place in the general research assessment. Management impacts and the results of the study make up the final section. Fourth, it is practical and its own cognition, prediction or a particular kind of rationality or rationality for what is called a practical cause needed. Training includes the emotional arts; it requires circumstances, which at the same time guarantee, values, feelings and commitment it covers a situation and it operates consistently and with appropriate orientations Demands. The real thing is the ability to know what is necessary for the theory of how it differs from representation.

TABLE 1. Product design concept

Designers	Expected mechanical safety	Amount of wear	Operating and maintenance cost	Overload reserve of a machine
D1	31.08	139.53	29.15	22.05
D2	29.12	142.97	33.69	27.30
D3	24.08	122.58	29.18	23.10
D4	23.17	128.28	24.60	17.59
D5	33.33	186.41	27.96	18.89

Table 1 shows data set of the designer and designing quality this table contains Expected engine safety, wear size, operating and maintenance cost, high load balance of the machine.

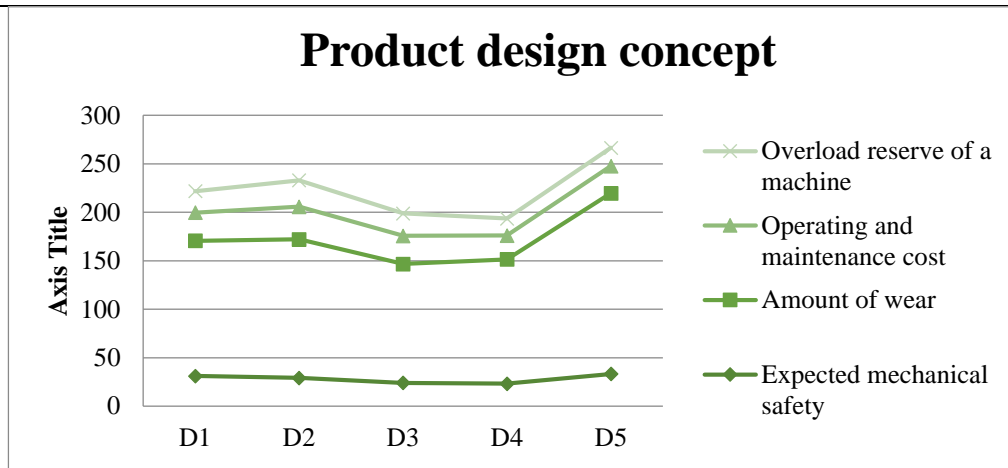


FIGURE 1. Product design concept

Figure 1 is shows graphical explanation of table 1, data set of the product design concept designer and designing quality this table contains Expected mechanical safety, wear size, operating and maintenance cost, high load balance of a machine.

TABLE 2. Normalized data

	Expected mechanical safety	Amount of wear	Operating and maintenance cost	Overload reserve of a machine
D1	0.7785	0.2655	0.4994	0.5407
D2	0.5856	0.3194	0.0000	0.0000
D3	0.0896	0.0000	0.4961	0.4325
D4	0.0000	0.0893	1.0000	1.0000
D5	1.0000	1.0000	0.6304	0.8661

Table 2 shows normalized data of the given data set this value is use for calculating the values accurately it contains Expected Machine safety, wear size, operating and maintenance cost, high load balance of an engine.

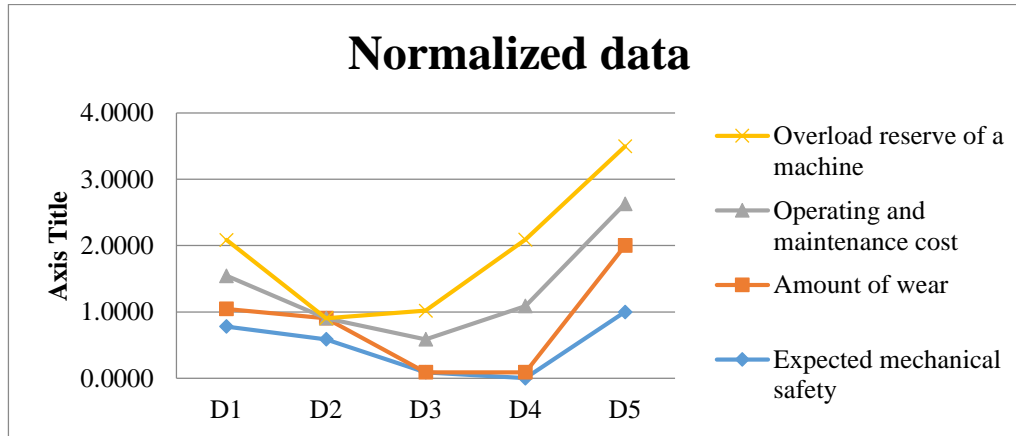


FIGURE 2. Normalized data

Figure 2 shows normalized data of the given data set, this is a graphical explanation of table 2, this value is use for calculating the values accurately it contains Expected engine safety, wear size, operating and maintenance cost, high load balance of the machine.

TABLE 3. Deviation sequence

Designers	Expected mechanical safety	Amount of wear	Operating and maintenance cost	Overload reserve of a machine
D1	0.2215	0.7345	0.5006	0.4593
D2	0.4144	0.6806	1.0000	1.0000
D3	0.9104	1.0000	0.5039	0.5675
D4	1.0000	0.9107	0.0000	0.0000
D5	0.0000	0.0000	0.3696	0.1339

Table 3 shows Deviation sequence of the given data set this value is use for calculating the values accurately it contains Expected engine safety, wear size, operating and maintenance cost, high load balance of the machine.

**TABLE 4.** Grey relation coefficient

Designers	Expected mechanical safety	Amount of wear	Operating and maintenance cost	Overload reserve of a machine
D1	0.6930	0.4050	0.4997	0.5212
D2	0.5468	0.4235	0.3333	0.3333
D3	0.3545	0.3333	0.4981	0.4684
D4	0.3333	0.3544	1.0000	1.0000
D5	1.0000	1.0000	0.5750	0.7888

Table 4 shows Grey relation coefficient of the given data set this value is use for calculating the values accurately it contains Expected engine safety, wear size, operating and maintenance cost, high load balance of the machine.

**TABLE 5.** Rank

Designers	GRG	Rank
D1	0.5298	3
D2	0.4093	5
D3	0.4136	4
D4	0.6719	2
D5	0.8409	1

Table 5 Product design concept from the result it is seen that Design 2 and is got the first rank whereas is the Design 5 got is having the lowest rank.

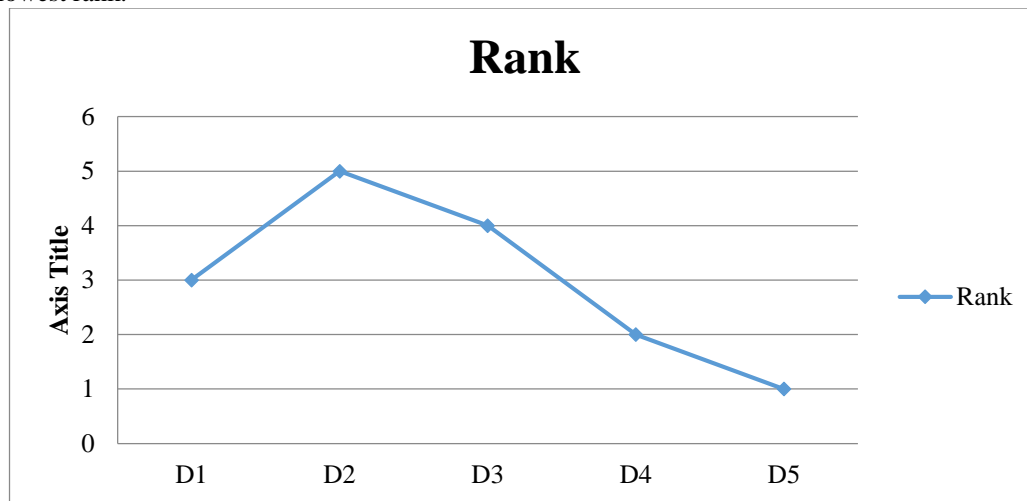
**FIGURE 3.** Rank

Figure 3 Product design concept from the result it is seen that Design 2 and is got the first rank whereas is the Design 5 got is having the lowest rank.

#### 4. Conclusion

The definition of product design is that of fixing customers' troubles or in a given marketplace Imagine, creates and recreates products that address precise desires Describes implementation. The key to successful product design is quit-consumer Scholars have defined product design in another way due to their unique studies goals. Primarily consumer in cognitive science, human factors studies and advertising and marketing Studies that specialize in feelings and benefits, product the use of call for attitude define the design. Multi-Objective Optimization System Ratio Analysis (MOORA) One of the MADM methods is the type of potential students. This is the rating of the predicted price and set of data the final fee of the dataset ranks 6th on this table, so the sixth entity ranks first inside the database. FIGURE 3 Product design concept from the result it is seen that Design 2 and is got the first rank whereas is the Design 5 got is having the lowest rank.

#### Reference

- [1]. Srinivasan, Raji, Gary L. Lilien, ArvindRangaswamy, Gina M. Pingitore, and Daniel Seldin. "The total product design concept and an application to the auto market." *Journal of Product Innovation Management* 29 (2012): 3-20.

- [2]. Homburg, Christian, Martin Schwemmler, and Christina Kuehn. "New product design: Concept, measurement, and consequences." *Journal of marketing* 79, no. 3 (2015): 41-56.
- [3]. Sekar, K. R., Mohd AnulHaq, Anil Kumar, R. Shalini, and S. Poojalaxmi. "An improved ranking methodology for malignant carcinoma in multicriterian decision making using hesitant VIKOR fuzzy." *Theoretical Computer Science* 929 (2022): 81-94.
- [4]. Tiwari, Varun, Prashant Kumar Jain, and PuneetTandon. "Product design concept evaluation using rough sets and VIKOR method." *Advanced Engineering Informatics* 30, no. 1 (2016): 16-25.
- [5]. Yogeesh, N., and Dr PK Chenniappan. "STUDY ON INTUITIONISTIC FUZZY GRAPHS AND ITS APPLICATIONS IN THE FIELD OF REAL WORLD." *International Journal of Advanced Research in Engineering and Applied Sciences* 2, no. 1 (2013).
- [6]. Kshirsagar, Pravin, Akshay Pote, K. K. Paliwal, Vaibhav Hendre, Pranav Chippalkatti, and Nikhil Dhabekar. "A review on IOT based health care monitoring system." *ICCCE 2019* (2020): 95-100.
- [7]. Rondini, Alice, GiudittaPezzotta, FabianaPirola, Monica Rossi, and Paulo Pina. "How to design and evaluate early PSS concepts: The Product Service Concept Tree." *Procedia CIRP* 50 (2016): 366-371.
- [8]. Narayanan, M., and C. Arun. "Categorize the video server in P2P networks based on seasonal and normal popularity videos using machine learning approach." In *2015 2nd International Conference on Electronics and Communication Systems (ICECS)*, pp. 1220-1228. IEEE, 2015.
- [9]. Chinnasami Sivaji, M. Ramachandran, Malarvizhi Mani, "A Review on Industry 4.0 Information Integration and Its Application", *REST Journal on Emerging trends in Modelling and Manufacturing*, 8(3), 2022:132-137.
- [10]. Kang, Jinsheng, Kang Zhong, Shengfeng Qin, Hongan Wang, and David Wright. "Instant 3D design concept generation and visualization by real-time hand gesture recognition." *Computers in Industry* 64, no. 7 (2013): 785-797.
- [11]. Ayağ, Z., and R. G. özdem [idot] r. "An analytic network process-based approach to concept evaluation in a new product development environment." *Journal of Engineering Design* 18, no. 3 (2007): 209-226.
- [12]. Mansour, Romany F., Eatedal Alabdulkreem, Heba F. Eid, K. Sathishkumar, Mohd Abdul Rahim Khan, and Anil Kumar. "Fuzzy logic based on-line fault detection and classification method of substation equipment based on convolutional probabilistic neural network with discrete wavelet transform and fuzzy interference." *Optik* 270 (2022): 169956.
- [13]. Kshirsagar, Pravin R., Anil N. Rakhonde, and Pranav Chippalkatti. "MRI image based brain tumor detection using machine learning." *Test Engineering and Management* 81 (2020): 3672-3680.
- [14]. Ayağ, Zeki. "An integrated approach to concept evaluation in a new product development." *Journal of Intelligent Manufacturing* 27, no. 5 (2016): 991-1005.
- [15]. Narayanan, Madeshan, and C. Arun. "An efficient technique for video content managing in Peer-to-Peer computing using multilevel cache and bandwidth based cluster." In *2014 International Conference on Signal Propagation and Computer Technology (ICSPCT 2014)*, pp. 317-322. IEEE, 2014.
- [16]. Tiwari, Varun, Prashant Kumar Jain, and PuneetTandon. "A bijective soft set theoretic approach for concept selection in design process." *Journal of Engineering Design* 28, no. 2 (2017): 100-117.
- [17]. Yogeesh, N. "Graphical representation of Solutions to Initial and boundary value problems of Second Order Linear Differential Equation Using FOOS (Free & Open Source Software)-Maxima." *International Research Journal of Management Science and Technology (IRJMST)* 5, no. 7 (2014).
- [18]. Manjula Selvam, M. Ramachandran, Malarvizhi Mani, "A Survey on Digital Communication and Its Characterization", *REST Journal on Emerging trends in Modelling and Manufacturing*, 8(3), (2022):138-144.
- [19]. Kumar, Anil, Rajabov Sherzod Umurzoqovich, Nguyen Duc Duong, Pratik Kanani, Arulmani Kuppasamy, M. Pra-neesh, and Minh Ngyen Hieu. "An intrusion identification and prevention for cloud computing: From the perspective of deep learning." *Optik* 270 (2022): 170044.
- [20]. Kang, Sung Woo, and Conrad S. Tucker. "Automated concept generation based on function-form synthesis." In *International Design Engineering Technical Conferences and Computers and Information in Engineering Conference*, vol. 57076, p. V02AT03A008. American Society of Mechanical Engineers, 2015.
- [21]. Kapoor, Nishant Raj, Ashok Kumar, Anuj Kumar, Anil Kumar, and Krishna Kumar. "Transmission Probability of SARS-CoV-2 in Office Environment Using Artificial Neural Network." *IEEE Access* 10 (2022): 121204-121229.
- [22]. Narayanan, M., and C. Arun. "Categorize the video server in P2P networks based on seasonal and normal popularity videos using machine learning approach." In *2015 2nd International Conference on Electronics and Communication Systems (ICECS)*, pp. 1220-1228. IEEE, 2015.
- [23]. Kumar, Anil, Saleh A. Alghamdi, Abolfazl Mehbodniya, Julian L. Webber, and Shavkatov Navruzbeq Shavkatovich. "Smart power consumption management and alert system using IoT on big data." *Sustainable Energy Technologies and Assessments* 53 (2022): 102555
- [24]. Kumar Pandey, Rakesh, Shrey Aggarwal, Griesha Nath, Anil Kumar, and Behzad Vaferi. "Metaheuristic algorithm integrated neural networks for well-test analyses of petroleum reservoirs." *Scientific Reports* 12, no. 1 (2022): 1-16.
- [25]. Pereira, Ana C., and Fernando Romero. "A review of the meanings and the implications of the Industry 4.0 concept." *Procedia Manufacturing* 13 (2017): 1206-1214.

- [26]. Akojwar, Sudhir G., and Pravin R. Kshirsagar. "Performance evolution of optimization techniques for mathematical benchmark functions." *International Journal of Computers* 1 (2016).
- [27]. Will, Peter M. "Simulation and modeling in early concept design: An industrial perspective." *Research in Engineering Design* 3, no. 1 (1991): 1-13.
- [28]. Vidhya Prasanth, M. Ramachandran, PrabaKaran Nanjundan, "HVAC-AHU System Evaluation using WPM method", *REST Journal on Emerging trends in Modelling and Manufacturing*, 8(3), (2022):154-160.
- [29]. Revathy, G., Saleh A. Alghamdi, Sultan M. Alahmari, Saud R. Yonbawi, Anil Kumar, and Mohd Anul Haq. "Sentiment analysis using machine learning: Progress in the machine intelligence for data science." *Sustainable Energy Technologies and Assessments* 53 (2022): 102557.
- [30]. Yogeesh, N. "Graphical Representation of Mathematical Equations Using Open Source Software." *Journal of Advances and Scholarly Researches in Allied Education (JASRAE)* 16, no. 5 (2019).
- [31]. Rondini, Alice, Marco Bertoni, and GiudittaPezzotta. "An IPA based method for PSS design concept assessment." *Procedia CIRP* 64 (2017): 277-282.
- [32]. Madeshan, Narayanan, and Arun Chokkalingam. "An efficient super-peer selection for Peer-to-Peer live streaming networks over video-on demand service." *Journal of Computational and Theoretical Nanoscience* 13, no. 7 (2016): 4606-4613.
- [33]. Sanchez, Ron, and Joseph T. Mahoney. "Modularity, flexibility, and knowledge management in product and organization design." *Strategic management journal* 17, no. S2 (1996): 63-76.
- [34]. Yogeesh, N. "Mathematical approach to representation of locations using k-means clustering algorithm." *International Journal of Mathematics and its Applications* 9, no. 1 (2021): 127-136.
- [35]. Kumar Pandey, Rakesh, Anil Kumar, Ajay Mandal, and Behzad Vaferi. "Employing deep learning neural networks for characterizing dual-porosity reservoirs based on pressure transient tests." *Journal of Energy Resources Technology* 144, no. 11 (2022): 113002.
- [36]. Chakraborty, Shankar. "Applications of the MOORA method for decision making in manufacturing environment." *The International Journal of Advanced Manufacturing Technology* 54, no. 9 (2011): 1155-1166.
- [37]. Akojwar, Dr Sudhir, Pravin Kshirsagar, and Vijetalaxmi Pai. "Feature extraction of EEG signals using wavelet and principal component analysis." In *National Conference on Research Trends in Electronics, Computer Science & Information Technology and Doctoral Research Meet*. 2014.
- [38]. Krishna Kumar TP, M. Ramachandran, Kurinjimalar Ramu, "Understanding a Recent Trends in Block Chain Technology", *Recent trends in Management and Commerce*, 1(1), (2020): 87-91.
- [39]. Narayanan, M., and C. Arun. "Outliers based caching of data segment with synchronization over Video-on Demand using P2P computing." *Research Journal of Applied Sciences, Engineering and Technology* 7, no. 21 (2014): 4559-4564.
- [40]. Kumar, Anil, Julian L. Webber, Mohd Anul Haq, Kamal Kumar Gola, Pritpal Singh, Sathishkumar Karupusamy, and Malik Bader Alazzam. "Optimal cluster head selection for energy efficient wireless sensor network using hybrid competitive swarm optimization and harmony search algorithm." *Sustainable Energy Technologies and Assessments* 52 (2022): 102243.
- [41]. Karande, Prasad, and Shankar Chakraborty. "Application of multi-objective optimization on the basis of ratio analysis (MOORA) method for materials selection." *Materials & Design* 37 (2012): 317-324.
- [42]. Sruthy Anilkumar, "A Study on Impact of Migration on Socio Economic Empowerment of Inbound Female Migrant Labors in Ernakulam District", *International Journal of Innovative Research in Science, Engineering and Technology*, 7(10), (2018): 10464-10468
- [43]. Brauers, Willem Karel M. "Multi-objective contractor's ranking by applying the MOORA method." *Journal of Business Economics and management* 4 (2008): 245-255.
- [44]. William, P., N. Yogeesh, S. Vimala, and Pratik Gite. "Blockchain Technology for Data Privacy using Contract Mechanism for 5G Networks." In *2022 3rd International Conference on Intelligent Engineering and Management (ICIEM)*, pp. 461-465. IEEE, 2022.
- [45]. Brauers, Willem K., and Edmundas K. Zavadskas. "Robustness of the multi-objective MOORA method with a test for the facilities sector." *Technological and economic development of economy* 15, no. 2 (2009): 352-375.
- [46]. Narayanan, Madeshan, and C. Arun. "An efficient technique for video content managing in Peer-to-Peer computing using multilevel cache and bandwidth based cluster." In *2014 International Conference on Signal Propagation and Computer Technology (ICSPCT 2014)*, pp. 317-322. IEEE, 2014.
- [47]. Gadakh, V. S., Vilas BaburaoShinde, and N. S. Khemnar. "Optimization of welding process parameters using MOORA method." *The International Journal of Advanced Manufacturing Technology* 69, no. 9 (2013): 2031-2039.
- [48]. Kshirsagar, Pravin, and Dr Sudhir Akojwar. "Classification and Prediction of Epilepsy using FFBPNN with PSO." In *IEEE international conference on communication networks*, vol. 17. 2015.
- [49]. Sindhu, B., and Sruthy Anilkumar. "Perception of rural people towards digital transactions with special reference to card payment." In *AIP Conference Proceedings*, vol. 2393, no. 1, p. 020171. AIP Publishing LLC, 2022.

- [50]. Brauers, Willem Karel M., RomualdasGinevičius, and ValentinasPodvezko. "Regional development in Lithuania considering multiple objectives by the MOORA method." *Technological and Economic Development of Economy* 16, no. 4 (2010): 613-640.
- [51]. Krishna Kumar TP, M. Ramachandran, Sathiyaraj Chinnasamy, "Exploring Various Applications of Block Chain Technology", *Recent trends in Management and Commerce*, 1(1), (2020): 92-96.
- [52]. Kshirsagar, Pravin R., and Sudhir G. Akojwar. "Prediction of neurological disorders using optimized neural network." In *2016 International Conference on Signal Processing, Communication, Power and Embedded System (SCOPE5)*, pp. 1695-1699. IEEE, 2016.
- [53]. Ahmed, CR Muzakkir, M. Narayanan, S. Kalaivanan, K. Sathya Narayanan, and A. K. Reshmy. "To detect and classify oral cancer in mri image using firefly algorithm and expectation maximization algorithm." *Int J Pure Appl Math* 116 (2017): 149-154.
- [54]. Tiwari, Varun, Prashant Kumar Jain, and PuneetTandon. "Product design concept evaluation using rough sets and VIKOR method." *Advanced Engineering Informatics* 30, no. 1 (2016): 16-25.