

Investigation of Public Transportation System Using MOORA Method

*¹Krishna Kumar TP, ²M. Ramachandran, ²Sathiyaraj Chinnasamy

Nehru School of Management @ NCERC, Pamapady, Thiruvilwamala, Thrissur, Kerala, India.

REST Labs, Kaveripattinam, Krishnagiri, Tamil Nadu, India,

tpk683@gmail.com

Abstract

In this paper, we used Multi-Objective Optimization, additionally known as Multi-Objective Optimization, which is the system of making two or more conflicting homes concurrently, situation to sure regulations. MOORA is placed 170 kilometers north of Perth at the banks of the Moore River and is a 2 hour force. A farming network that particularly produces wheat and sheep, but in recent year's wildflowers, livestock and diverse grains had been grown in the region. Public transportation is a form of journey furnished locally and allows extra human beings to travel on one of the specific routes. Buses, trains and trams are not unusual examples of public transportation. High-pace trains, airlines and coaches dominate public transport between towns. Public delivery performs an essential function in facilitating manufacturing and possibility by way of moving competencies, labor and knowledge. In a globalized international, hard work, capital and employer are searching for extra productive markets that promote aggressive and mutual economic increase. Public transportation systems encompass quite a few transportation alternatives, which include buses, light rail, and subways. These systems are to be had to the general public and perform in a well timed way to pay the bill. The precise purpose of shipping is to meet the need of the motion due to the fact its far delivery best if it actions passengers, shipment and records. Public transport reduces strength intake and carbon dioxide greenhouse gasoline emissions which are dangerous to the surroundings. Traveling on public transportation makes use of less strength and generates fewer pollutants than visiting in non-public vehicles. Evaluation parameters consist of enhancing the efficiency of boat operations, converting existing boats to hybrid boats, changing present boats to electric powered boats, buying new electric powered boat feet and era, capability, surroundings and price. In this paper, we used MOORA to rank the MOORA method, is the most ideal solution Short-distance and Alternative The solution with the longest distance from the solution Determines, but the comparison of these distances Does not consider importance. Optimizing the performance of ferry operations, converting current ferries into hybrid ferries, converting current ferries into electric ferries, Purchasing a new electric ferry feet. Evaluation Parameters in Depression Loneliness Life Satisfaction Technical, Operational, Environment, Cost. Use Attention deficit from the result it is seen that Alternative 1 is got the first rank whereas is the Alternative 4 is having the lowest rank.

1. Introduction

Public transportation is a sort of journey supplied locally and allows more humans to tour on one of the certain routes. Buses, trains and trams are commonplace examples of public transportation. High-pace trains, airways and coaches dominate public transport among towns. Public shipping is a style of delivery for passengers via organization tour, now not a strict definition; The Encyclopedia Britannica believes that public transportation exists inside city areas and that air travel is disregarded whilst discussing public transportation - dictionaries that use phrases including "buses, trains, etc." Examples of public transportation encompass city buses, trolleys and passenger trains, explicit transport and boats. Interstate public transport is dominated by airlines, compartments and intercity rail. Public transportation is a type of travel supplied domestically and permits extra human beings to tour on one of the particular routes. Buses, trains and trams are commonplace examples of public transportation. High-pace trains, airlines and coaches dominate public shipping among cities. Public transport is a mode of delivery for passengers with the aid of institution journey, no longer a strict definition; The Encyclopedia Britannica believes that public transportation exists within urban regions and that air tour is unnoticed whilst discussing public transportation - dictionaries that use terms including "buses, trains, and so on." Examples of public transportation consist of metropolis buses, trolleys and passenger trains, express transport and boats. Interstate public shipping is dominated via airlines, booths and intercity rail. Multi-goal optimization based on ratio analysis (MOORA) is a technique that simultaneously enhances two or greater conflicting residences, also known as multigrriteria or multicultural person improvement. MOORA is located one hundred seventy kilometers north of Perth at the banks of the Moore River and is a 2 hour drive. A farming network that especially produces wheat and sheep, however in latest years wildflowers, farm animals and diverse grains were grown in the place. The Shire of MOORA is a local authority's vicinity inside the Northern Wheat Belt of Western Australia, typically positioned between Brand Highway and the Great.

2. Public Transportation

We compare number one massive facts resources, frequently researched topics and methods used. The literature suggests that the two biggest records assets often utilized by researchers to behavior public transport analyzes are smart card and automated

information. Studies show that huge statistics are often used to understand the journey conduct of transportation customers and to evaluate the excellent of public transportation. The techniques pronounced within the literature mirror that used with small facts sets. The use of superior statistical strategies, normally related to big information, is limited to a constrained quantity of studies. To completely capture the fee of huge information, new procedures to evaluation are wanted. Public delivery structures, it is desirable to provide frequent and everyday provider. For any precise route and device, the common frequency of carrier may be improved if cars travel at most pace always without undue put off. Time and the stop of this Movement brought about the dominance of the automobile. This improvement furnished exceptional ranges of motion and private freedom, at the same time as paying little interest to social and environmental sustainability. This modified now not simplest the generation used, but also socio-monetary factors, urban development policies and consumer attitudes, making city transportation greater appropriate for non-public automobiles in public transportation and complementary transportation offerings. Barriers to those delivery structures are bodily and intellectual in nature, and as a end result, instructional possibilities are encouraged to limit bad attitudes closer to individuals with disabilities and disabilities within the bodily surroundings. Public shipping systems play a vital function in current towns, supplying important public distribution / mass transportation offerings to the general public. However, because of their growing complexity, it's far very difficult to layout effective techniques for visualizing and diagnosing PTS. Most of the prevailing strategies use community visualization techniques and attention on displaying community topology throughout stops at the same time as ignoring various movement associated elements including trip time, switch time, standby time and clock styles. The purpose of this work is to visualize and examine the movement of passengers in PTS with the circle of relatives of analytical obligations based at the inputs of visitor's analysts. Public transportation is predicated on excessive density, so this could explain the urbanization of the terrible who aren't in public transport and suburbs.³ This view does now not require a vital version. If the suburbs are a entire urban environment built around the car and the internal towns are competitive areas built round public transportation, it is easy to understand why the negative stay and paintings inside the internal towns. -Dependent Market This idea is essential for the boom of new groups; If those new systems are to succeed, they must be designed to provide appealing and competitive carrier in a growing and changing client market. Public transportation is an alternative to car. An incorporated theoretical framework derives hypotheses about the implementation of person regulations of social and mental techniques and their effect on conduct. These hypotheses are tested and move-examined by means of two independent datasets collected in German city integrations with one-of-a-kind financial and socio-cultural backgrounds. In both fashions, after inspecting the effect of mind-set and perceived behavioral control, individual manage changed into a full-size predictor of PT-utility scope. Furthermore, there is proof that mentioned non-public ethics are based on related but wonderful tactics: crime and perceived social norms public transport systems. Unlike preceding tries in this vicinity, the simulation model is constructed at the platform of the macroscopic traffic simulation model, which allows to version the dynamics of large-scale traffic systems, taking into consideration key resources of carrier uncertainty and inconsistency. The public transport gadget (bus, train, tram or underground) is an important actual international trouble this is well studied in concept. Powered through packages, which frequently do not have a clear definition, but as a substitute are said informally. This ends in numerous published tax making plans models. In this have a look at, most useful control research that vary in variety based on real kinetic facts, bath dimension and deliver wave currents show that intensity below the hinge is essential. Hybrid boats are boats that integrate more than one power assets, resulting in reduced fossil fuel consumption, carbon emissions and other pollution. The ferry, with the intention to convey passengers from Lake Island to important cities, will get replaced by a diesel ship currently in use. A boat is a vessel used to hold passengers and / or cars on a ordinary, frequent voyage. Technical definition is the definition of technical communications that describe or describe technical terms. Technical definitions are used to introduce vocabulary, which makes communications brief and vague in a particular subject. "It refers to a device or variable. The features or 'features' required to measure a system or variable. Improving the efficiency of boat operations, converting existing boats into hybrid boats, converting existing boats into electric boats, purchasing new electric boat racks, technology "technology" is used to refer to a person's depth or level of expertise. Subject. A seller may ask a technical source to assist the customer. By working in technology, they are technical, but require someone with in-depth expertise and knowledge of a subject to implement the functional gap between planning and production. 2: Related or based on activities. 3a: Involvement, involvement or involvement in military or naval activities in propaganda or war, the environment is defined as the sum of all living and non-living elements that affect human life and their consequences. Although all living or biological elements are animals, plants, forests, fisheries and birds, inanimate or inanimate elements include water, land, sunlight, rocks and air. In accounting, expenses are the monetary value of expenses for goods, services, labor, supplies, equipment and other items used by a business or other accounting firm. It is recorded in the bookkeeping records on the basis of the amount and cost or property cost marked on the invoices.

3. MOORA

The MOORA method is used to clear up a few common material selection issues. The performance of the reference factor technique and the entire multiplication MOORA method are examined for the problems considered. All three methods are quite simple to recognize, smooth to put in force and provide almost accurate ratings for fabric alternatives. Past researchers have confirmed that this method demonstrates compatibility, viability and versatility whilst fixing various complex selection-making problems and may order object modifications greater as it should be without being affected by the weights and normalization manner. In nowadays production surroundings. The (MOORA) technique changed into proposed to select the first-rate ERP structures for each manufacturing corporations. The MOORA method has proven to be a simple, clean-to-understand and accurate device for fixing decision-making issues with accurate and indistinct evaluation information. Among the proposed strategies, diverse problems, sub-troubles and alternatives are recognized to choose the satisfactory distribution

chain the use of ANP that is followed through the MOORA method. MOORA is used to find the exceptional deliver chain (opportunity) with the aid of analyzing the weights of the standards associated with the considered supply chains and their sub-criteria. Developed through MOORA and does no longer require normalization. Using MOORA, the minmax metric in regards point creates a 2d approach to check the first result. MOORA methods are customized to achieve a couple of response attributes with one response characteristic. to study statistically great parameters in MRR, CF and SR. The two methods are in comparison to perceive the pleasant MCDM technique. MOORA and the Whale Optimization Algorithm. Optimal effects had been proven by means of affirmation checks. Based at the density, flexibility and final tensile energy of the take a look at observations, teak wooden powder has higher mechanical residences than the opposite two reinforcements, but nanoparticle-stuffed composites show better residences.

4. Analysis and Discussion

Table 1 shows the various Public Transportation System for Technical, Operational, Environment, and Cost. Figure 1. shows Public Transportation System like Optimizing the performance of ferry operations, converting current ferries into hybrid ferries, converting current ferries into electric ferries, Purchasing a new electric ferry foot. From the figure 1 and table 1 it is seen that Alternative 1 is showing the Highest Value for Technical and Alternative 4 is showing the lowest value. Alternative 1 is showing the Highest Value for Operational and Alternative 2 is showing the Lower value. Alternative 3 is showing the Highest Value for Environment and Alternative 4 is showing the lowest value. Alternative 1 is showing the Highest Value for Cost and Alternative 2 is showing the lowest value.

TABLE 1. Public Transportation System

	Technical	Operational	Environment	Cost
Alternative 1	85.36	265.36	29.15	33.25
Alternative 2	75.36	54.36	33.69	24.15
Alternative 3	57.36	77.25	34.25	29.36
Alternative 4	55.12	81.25	22.14	24.63

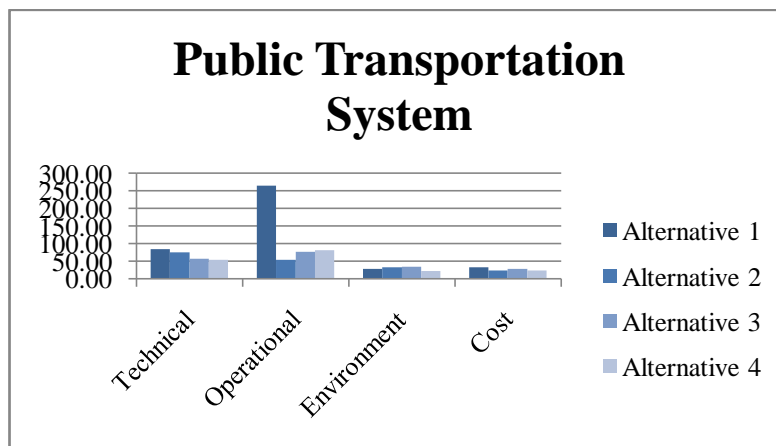


FIGURE 1.Public Transportation System

TABLE 2. Normalized Data

Normalized Data			
Technical	Operational	Environment	Cost
0.6145	0.9052	0.4826	0.5917
0.5425	0.1854	0.5578	0.4298
0.4130	0.2635	0.5671	0.5225
0.3968	0.2772	0.3666	0.4383

Table 2 shows the various Normalized Data for Technical, Operational, Environment, Cost. Normalized value is obtained by using the formula (1).Table 3 shows Weight ages used for the analysis. We take same weights for all the parameters for the analysis.

TABLE 3. Weight ages

Weight ages			
0.25	0.25	0.25	0.25
0.25	0.25	0.25	0.25
0.25	0.25	0.25	0.25
0.25	0.25	0.25	0.25

TABLE 4. Weighted normalized decision matrix

Weighted normalized decision matrix				Assessment value	Rank
0.1536	0.2263	0.1207	0.1479	0.6485	1
0.1356	0.0464	0.1394	0.1074	0.4289	3
0.1032	0.0659	0.1418	0.1306	0.4415	2
0.0992	0.0693	0.0916	0.1096	0.3697	4

Table 4 shows weighted normalized decision matrix for Technical, Operational, Environment, cost to figure out the weighted normalized decision matrix, we used the formula (2). Figure 2 shows the MOORA Analysis Result of Public Transportation System is calculated using the formula (3).

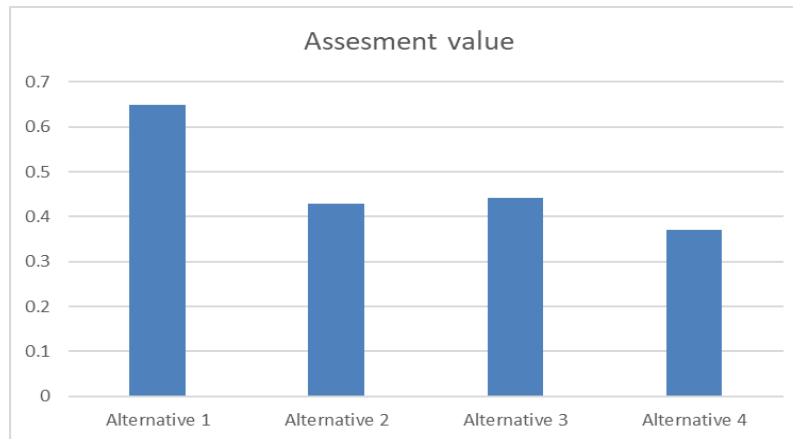


FIGURE 2. MOORA Analysis Result of Public Transportation System

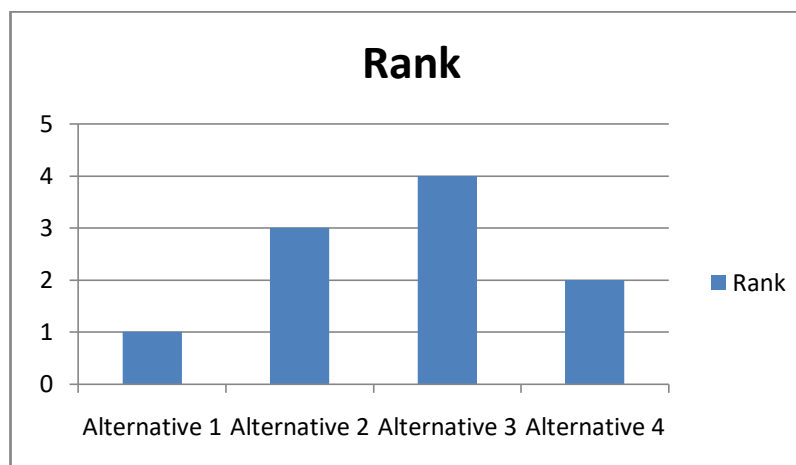


FIGURE 3. Show the Rank

Figure 3 Shows Ranking of Public Transportation System. Alternative 1 is got the first rank whereas is the Alternative 4 is having the Lowest rank.

5. Conclusion

The literature suggests that the 2 biggest information assets regularly used by researchers to conduct public transport analyzes are clever card and automated data. Studies show that massive information is frequently used to understand the tour conduct of transport users and to assess the exceptional of public transportation. The strategies stated inside the literature replicate that used with smaller facts sets. The use of superior statistical techniques, typically associated with large facts, is restrained to a restricted range of studies. To completely capture the price of big statistics, new strategies to analysis are wished. The performance of the reference point method and the complete multiplication MOORA method are tested for the problems considered. All 3 methods are quite simple to recognize, clean to implement and offer almost correct ratings for cloth alternatives. Finally, we calculated the result. In this paper, we used MOORA to rank the MOORA method, is the most ideal solution Short-distance and Alternative The solution with the longest distance from the solution Determines, but the comparison of these distances Does not consider importance. Optimizing the performance of ferry operations, converting current ferries into hybrid ferries, converting current ferries into electric ferries, purchasing a new electric ferry foot. Evaluation Parameters in Depression Loneliness Life Satisfaction Technical, Operational, Environment, Cost. Use Attention

deficit from the result it is seen that Alternative 1 is got the first rank whereas is the Alternative 4 is having the lowest rank.

Reference

1. Welch, Timothy F., and AlyasWidita. "Big data in public transportation: a review of sources and methods." *Transport reviews* 39, no. 6 (2019): 795-818.
2. Osuna, Edgar Elias, and Gordon F. Newell. "Control strategies for an idealized public transportation system." *Transportation Science* 6, no. 1 (1972): 52-72.
3. Sinha, Kumares C. "Sustainability and urban public transportation." *Journal of Transportation Engineering* 129, no. 4 (2003): 331-341.
4. Bezyak, Jill L., Scott A. Sabella, and Robert H. Gattis. "Public transportation: an investigation of barriers for people with disabilities." *Journal of Disability Policy Studies* 28, no. 1 (2017): 52-60.
5. Zeng, Wei, Chi-Wing Fu, Stefan Müller Arisona, Alexander Erath, and Huamin Qu. "Visualizing mobility of public transportation system." *IEEE transactions on visualization and computer graphics* 20, no. 12 (2014): 1833-1842.
6. Golob, Thomas F., Eugene T. Canty, Richard L. Gustafson, and Joseph E. Vitt. "Analysis of Consumer Preferences For A Public Transportation System." *Transportation Research/UK/* 6, no. 1 (1972).
7. Dobson, Ricardo, Thomas F. Golob, and Richard L. Gustafson. "Multidimensional scaling of consumer preferences for a public transportation system: An application of two approaches." *Socio-Economic Planning Sciences* 8, no. 1 (1974): 23-36.
8. Krishna Kumar TP, M. Ramachandran, "A Review of Marine Current Energy and Types of Energy using MOORA Method", *REST Journal on Emerging trends in Modelling and Manufacturing*, 5(4), (2019):80-86.
9. Bamberg, Sebastian, Marcel Hunecke, and AnkeBlöbaum. "Social context, personal norms and the use of public transportation: Two field studies." *Journal of environmental psychology* 27, no. 3 (2007): 190-203.
10. Cats, Oded, Wilco Burghout, Tomer Toledo, and Haris N. Koutsopoulos. "Mesoscopic modeling of bus public transportation." *Transportation Research Record* 2188, no. 1 (2010): 9-18.
11. Schöbel, Anita. "Line planning in public transportation: models and methods." *OR spectrum* 34, no. 3 (2012): 491-510.
12. Farmer, Stephanie. "Uneven public transportation development in neoliberalizing Chicago, USA." *Environment and Planning A* 43, no. 5 (2011): 1154-1172.
13. Damart, Sébastien, and Bernard Roy. "The uses of cost-benefit analysis in public transportation decision-making in France." *Transport Policy* 16, no. 4 (2009): 200-212.
14. Tyndall, Justin. "Waiting for the R train: Public transportation and employment." *Urban studies* 54, no. 2 (2017): 520-537.
15. Carrus, Giuseppe, Paola Passafaro, and MiriliaBonnes. "Emotions, habits and rational choices in ecological behaviours: The case of recycling and use of public transportation." *Journal of environmental psychology* 28, no. 1 (2008): 51-62.
16. Pyrga, Evangelia, Frank Schulz, Dorothea Wagner, and Christos Zaroliagis. "Efficient models for timetable information in public transportation systems." *Journal of Experimental Algorithmics (JEA)* 12 (2008): 1-39.
17. Causa, Hon, and Willem KM Brauers. "Location of a seaport by MOORA optimization." In *2014 International Conference on Advanced Logistics and Transport (ICALT)*, pp. 275-280. IEEE, 2014.
18. Kalirasu, S., N. Rajini, S. Rajesh, JT WinowlinJappes, and K. Karuppasamy. "AWJM Performance of jute/polyester composite using MOORA and analytical models." *Materials and manufacturing processes* 32, no. 15 (2017): 1730-1739.
19. Pathapalli, Venkateshwar Reddy, Veerabhadra Reddy Basam, Suresh Kumar Gudimetta, and Madhava Reddy Koppula. "Optimization of machining parameters using WASPAS and MOORA." *World Journal of Engineering* (2020).
20. Mavi, Reza Kiani, Mark Goh, and NavidZarbakshnia. "Sustainable third-party reverse logistic provider selection with fuzzy SWARA and fuzzy MOORA in plastic industry." *The International Journal of Advanced Manufacturing Technology* 91, no. 5 (2017): 2401-2418.
21. Krishna Kumar TP, M.Ramachandran, "Using a ELECTRE MCDM method for Software Testing Techniques", *REST Journal on Emerging trends in Modelling and Manufacturing*, 5(4), (2019):87-95.
22. Bagal, Dilip Kumar, BiswajitParida, Abhishek Barua, BibekanandaNaik, SiddharthJeet, Sangam Kumar Singh, and Ajit Kumar Pattanaik. "Mechanical characterization of hybrid polymer SiCnano composite using hybrid RSM-MOORA-whale optimization algorithm." In *IOP Conference Series: Materials Science and Engineering*, vol. 970, no. 1, p. 012017. IOP Publishing, 2020.
23. Muniappan, A., Mantri Sriram, C. Thiagarajan, G. Bharathi Raja, and T. Shaafi. "Optimization of WEDM Process Parameters on Machining of AZ91 Magnesium alloy using MOORA method." In *IOP Conference Series: Materials Science and Engineering*, vol. 390, no. 1, p. 012107. IOP Publishing, 2018.
24. Wankhede, Sagar V., and Jitendra A. Hole. "MOORA and TOPSIS based selection of input parameter in solar powered absorption refrigeration system." *International Journal of Ambient Energy* (2020): 1-6.
25. Büyükköçkan, Gülçin, and Fethullah Göçer. "An extension of MOORA approach for group decision making based on interval valued intuitionistic fuzzy numbers in digital supply chain." In *2017 Joint 17th world congress of international fuzzy systems association and 9th international conference on soft computing and intelligent systems (IFSA-SCIS)*, pp. 1-6. IEEE, 2017.
26. Majumder, Himadri, and Kalipada Maity. "Prediction and optimization of surface roughness and micro-hardness using grnn and MOORA-fuzzy-a MCDM approach for nitinol in WEDM." *Measurement* 118 (2018): 1-13.
27. Manurung, Samuel Van Basten, FatiGratianusNafiriLarosa, Indra M. SarkisSimamora, AsaziduhuGea, Emma RosintaSimarmata, and AlfonsusSitumorang. "Decision Support System of Best Teacher Selection using Method MOORA

- and SAW." In *2019 International Conference of Computer Science and Information Technology (ICoSNIKOM)*, pp. 1-6. IEEE, 2019.
28. Karande, Prasad, and Shankar Chakraborty. "Application of multi-objective optimization on the basis of ratio analysis (MOORA) method for materials selection." *Materials & Design* 37 (2012): 317-324.
29. Gadakh, V. S., Vilas BaburaoShinde, and N. S. Khemnar. "Optimization of welding process parameters using MOORA method." *The International Journal of Advanced Manufacturing Technology* 69, no. 9 (2013): 2031-2039.
30. Brauers, Willem Karel M., RomualdasGinevičius, and ValentinasPodvezko. "Regional development in Lithuania considering multiple objectives by the MOORA method." *Technological and Economic Development of Economy* 16, no. 4 (2010): 613-640.
31. Sustainable third-party reverse logistic provider selection with fuzzy SWARA and fuzzy MOORA in plastic industry
32. Harrison, Paula A., Marie Vandewalle, Martin T. Sykes, Pam M. Berry, Rob Bugter, Francesco de Bello, Christian K. Feld et al. "Identifying and prioritising services in European terrestrial and freshwater ecosystems." *Biodiversity and conservation* 19, no. 10 (2010): 2791-2821.