



## REST Journal on Emerging trends in Modelling and Manufacturing

Vol: 7(1), 2021

REST Publisher

ISSN: 2455-4537

Website: [www.restpublisher.com/journals/jemm](http://www.restpublisher.com/journals/jemm)

### Role of Rubber Board and Government in Rubber Cultivation

Aswin Uthaman,

Research and P G Department of Commerce,  
Marian College kuttikkanam (Autonomous), Idukki, 685531,  
[aswin.uthaman@mariancollege.org](mailto:aswin.uthaman@mariancollege.org)

#### Abstract

This study represents the various assistant provide by the rubber board and the various methods adopted by the government for the sake of the rubber cultivators. From the study we can conclude that financial assistant and price stability are the main methods which are adopted by the government for the betterment of the rubber cultivators, awareness program and technical assistant are the main assistant adopted by the rubber board for the cultivators.

**Keywords:** Assistant provided by rubber board, Price stability, awareness program, technical assistance.

#### Introduction

As we know that one of the main crops which we cultivate in Kerala is rubber. About the total rubber produced in the country, more than 90% comes from the state, total area under rubber cultivation in the state is 5.45 lakh hector and rest of natural rubber production is done on Tamil Nadu and North east. The association of planters of Kerala (APK) has raised concern over the state declining shares in natural rubber production during the last decades. In the annual report of APK it's pointed out that the production of natural rubber in the state in the financial year 2020 was 6,68,000 tonnes and in the financial year 2019 its 7,10,000 tonnes from this we can notice that there is a slight decrease of 5.91%. The Kerala's share has now come down to 69.66% of the national production from around 92% a decade ago. One of the reasons attributed by the planter's body was increase in area under cultivation in non-traditional regions such as North eastern parts and Sindhudurg in Maharashtra. In order to overcome this the rubber board and the government had decided to develop some methods and assistants for the rubber cultivators such as awareness program, technical assistant, price stability and financial assistants.

#### Objectives of The Study

- 1.To examine the various methods adopted by the government and cultivators to reduce the problems.
- 2.To analyse the various assistance provided by the rubber board

#### Methodology

The data for the study were collected by using both primary and secondary data. The primary data for the studies were collected by conducting the interview schedule in the rubber cultivators in Kottayam district and secondary data were collected from various journals, articles, newspapers and websites etc...For conducting the study, sixty samples were selected. Samples were selected from Kottayam district by using convenience sampling a non-probability method of sampling techniques. The data were analysed by using SPSS.

#### Review of Literature

**Haridasan (1990)** points out that in 1990 covering the 480 small rubber growers in Kottayam district and came to the conclusion that only if the small growers are given adequate training then only their income from cultivation will increase.

**Mathew (1996)** says that they found the different types of training given to the small rubber growers are inadequate for obtaining maximum yield from their holding. In this they studied about the relationship of scientific literacy of the small growers with their training and education.

**Karunakaran (2017)** point out that rubber is an important plantation crop cultivated in Kerala. The state holds a dominant position both in area and production. It is the main source of income for majority of farmers. Any volatility in the price of rubber put them in a miserable situation. Recent years witnessed unprecedented volatility in rubber price. Declining trend in the prices of rubber has pushed natural rubber production the lowest in the country. The study revealed that prices were so low so that the rubber cultivators cannot even pay workers' wages and the recent unprecedented volatility in prices declined rubber production leads to the falling standard of living of the rubber farmers in Kerala. Rubber cultivators in Kerala are mainly small growers and any financial constraints, fluctuations in price or backwardness in technology will affect the growers considerably.

**Analysis**

**Table 1**  
**Plans adopted by the government**

Plans	Financial Assistance	Price Stability	Policies	Control over imports of the rubber	Training for labours
Mean	2.87	3.10	2.82	2.92	2.47
Standard deviation	.965	.933	.930	.930	.892

Source: Primary Data

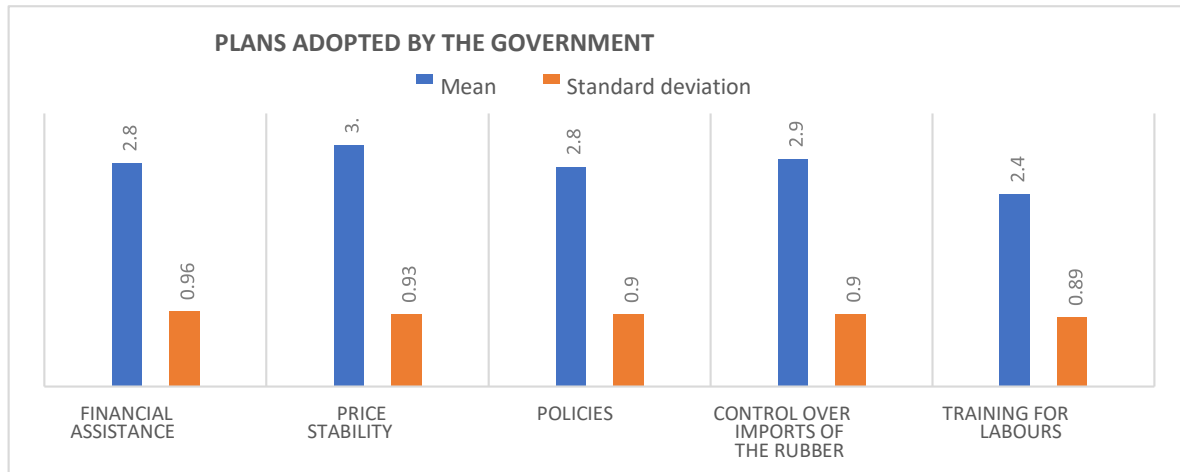


Table 1 and figure 1 represent the various plans adopted by the governments for the betterments of the rubber cultivators. From this study it is clear that price stability and control over imports are the major plan adopted by the government

**Table 2**  
**Plans adopted by the rubber cultivators**

Plans adopted by rubber cultivators	Mutual understanding between merchant and farmers	More number of co-operative society
Mean	3.52	2.85
Standard deviations	.701	.988

Source: Primary Data

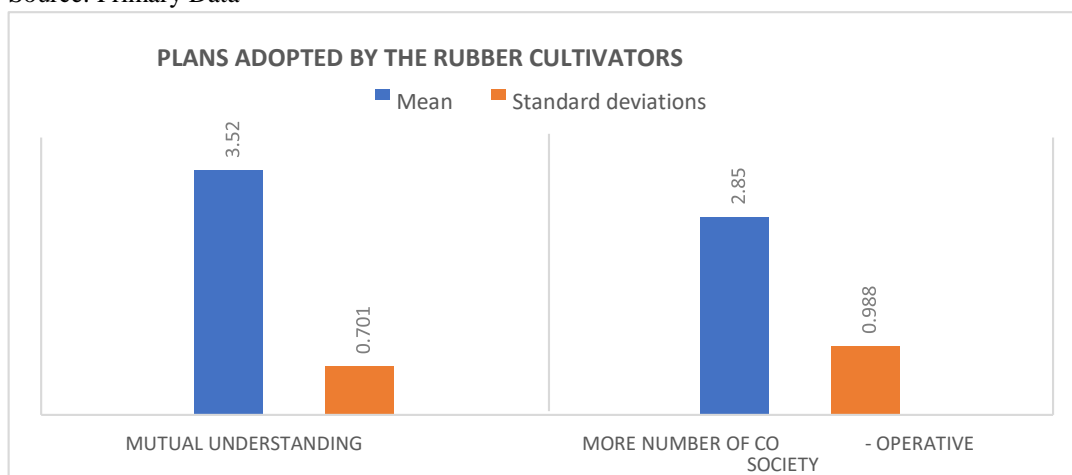


Table 2 and figure 2 represent the plans adopted by the rubber cultivators. It is clear from the table that mutual understanding between the merchants and farmers were the main plans adopted and More no of cooperative society is the another plan which is adopted by the rubber cultivators.

**Table 3**  
**Assistance provided by the rubber Board**

Assistance	Awareness Program	Technical Assistance	Financial assistance	Market development	Training center	Cooperation and support from rubber society
Mean	3.15	2.20	2.43	2.05	2.83	2.98
Standard deviation	1.087	.732	.945	.675	1.137	1.00

Source: Primary Data

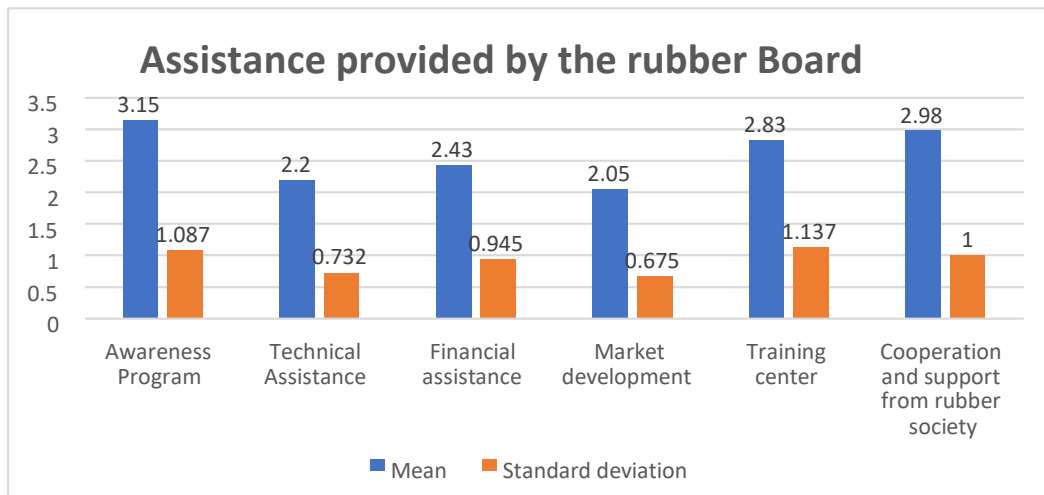


Table 3 and Figure 3 represent the assistance provided by the rubber board. It is clear from the table that major assistance provided by the rubber board is awareness programs, co-operation and support from rubber society and training centre.

### Findings

1. Some of the main plans which were adopted by the government is price stability, control over imports, financial assistances.
2. The main plans which were adopted by the rubber cultivators was mutual understanding between the merchants and farmers
3. Major assistance provided by the rubber board is awareness programs, co-operation and support from rubber society and training centre.

### Conclusion

As we know that the rubber is one of the major crops which is cultivated in Kerala. This study intended to analyse the various plans adopted by the governments and the rubber cultivators to solve the problems faced by the rubber cultivators. From the study it is clear that price stability is one of the major plan which is adopted by the government. Along with that financial assistant, policies, controls over imports are the other plans adopted by the governments. Mutual understanding between the merchants and the cultivators and Introducing more number of cooperative society are the additional plan which adopted by the rubber cultivators.

### Suggestions

1. The rubber board should make sure that the training programmes are getting to every cultivator.
2. The new plans or policies which are adopted by the government or rubber board should be applicable for ordinary cultivators also.
3. The rubber board should bring more awareness programs to the rubber cultivators about the cultivations.
4. The rubber board should take initiate steps for bringing loans for the rubber cultivators, a new loan should be introduced for the rubber cultivators.
5. The government should introduce loans to the cultivators with low interest.

### Reference

- (1)Peries, C.Barlow and O.S. "On some baies in generation of technologies by the rubber research institutes." Journal of the RRI of srilanka (1989).
- (2)Karunakaran, N. "volatility in price of rubber crops in kerala." J Krishi Vigayan 2017,5(2):160-163 (2017).
- (3)Mathew, Peter. "The relationship of scientific literacy of the small rubber growers with their training and education." Phd Thesis, Kerala university (1996).
- (4)Vaithiyanathan, D., R. Seshasayanan, S. Anith, and K. Kunaraj. "A low-complexity DCT approximation for image compression with 14 additions only." In 2013 International Conference on Green Computing, Communication and Conservation of Energy (ICGCE), pp. 303-307. IEEE, 2013.
- (5)Hariharasakthisudhan, Ponnarengan, Swaminathan Jose, and Kondal Manisekar. "Dry sliding wear behaviour of single and dual ceramic reinforcements premixed with Al powder in AA6061 matrix." Journal of Materials Research and Technology 8, no. 1 (2019): 275-283.
- (6)Vaithiyanathan, D., R. Seshasayanan, K. Kunaraj, and J. Keerthiga. "An evolved wavelet library based on genetic algorithm." The Scientific World Journal 2014 (2014).
- (7)Joseph, Shibu, S. Jacob Melvin Boby, D. Muthu Gnana Theresa Nathan, and P. Sagayaraj. "Investigation on the role of cost effective cathode materials for fabrication of efficient DSSCs with TiNT/TiO2 nanocomposite photo anodes." Solar Energy Materials and Solar Cells 165 (2017): 72-81.

### Websites

[www.business-standard.com](http://www.business-standard.com)

<https://indiankanoon.org/doc/1906486/>

[rubberboard.org.in](http://rubberboard.org.in)

[www.cds.ac.in/krpcds/publications/](http://www.cds.ac.in/krpcds/publications/)